

STATE WHEN ORDERING

FW = mm
FH = mm
COW = mm
COH = mm
CL = mm

Surface treatment

☐ Silver anodized
Special anodized
RAL
Special powder coating
.....

Options see layers:

☐ Alternative F (concrete/brick)
☐ Alternative U (aluminium/steel)
☐ TightSeal (floor level difference max. ± 3 mm)

Glass option see drw. 1009030

Glass code:
.....

Installation

☐ Floor heating
☐ Other
.....

Customer:

Ref:

Door id:

Date:

Project No:

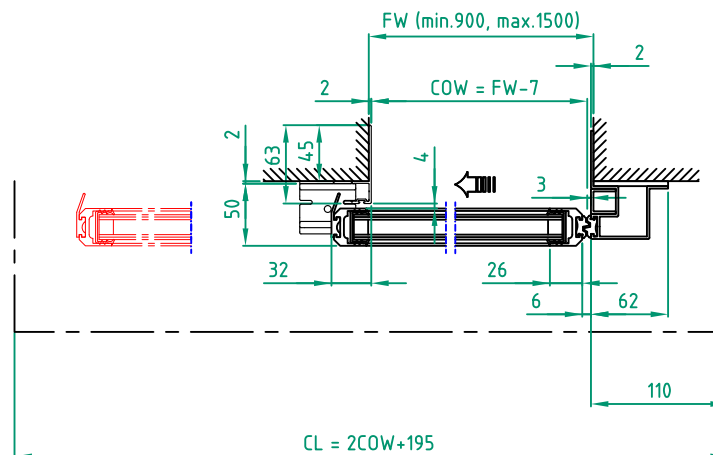
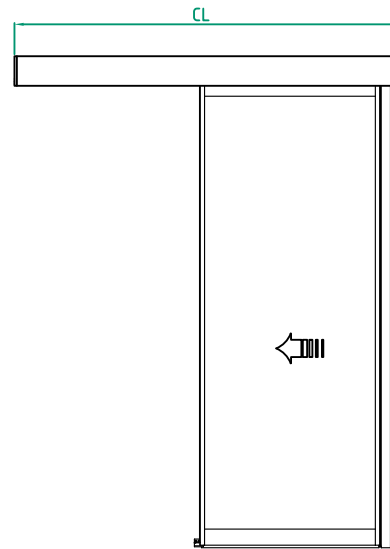
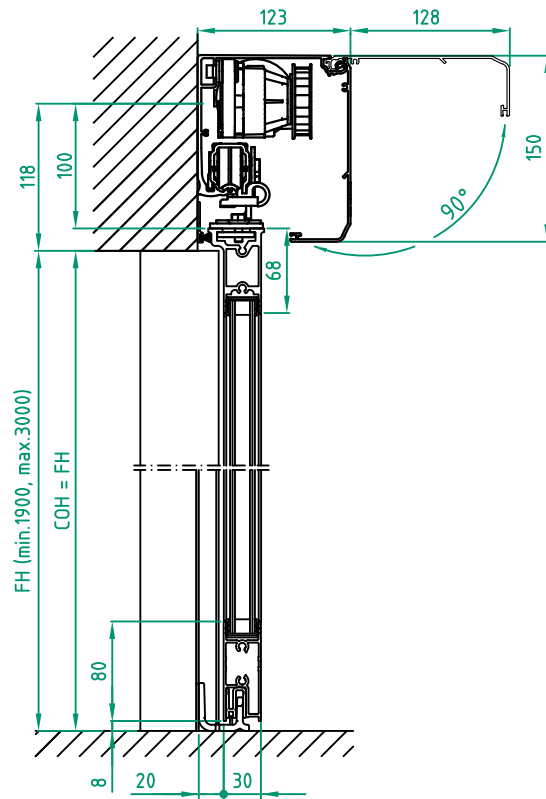
Sign:

Automatic door system
ASSA ABLOY Slim Eco 2 Panel wall mounted bipart
Art. No. 1009391-2PB-15
ASSA ABLOY SL500

ASSA ABLOY

7.0

1009391-EI



STATE WHEN ORDERING

FW = mm
FH = mm
COW = mm
COH = mm
CL = mm

Surface treatment

☐ Silver anodized
Special anodized
RAL
Special powder coating
.....

Options see layers:

☐ Alternative F (concrete/brick)
☐ Alternative U (aluminium/steel)
☐ TightSeal (floor level difference max. ± 3 mm)

Glass option see drw. 1009030

Glass code:
.....

Installation

☐ Floor heating
☐ Other
.....

Customer:

Ref:

Door id:

Date:

Project No:

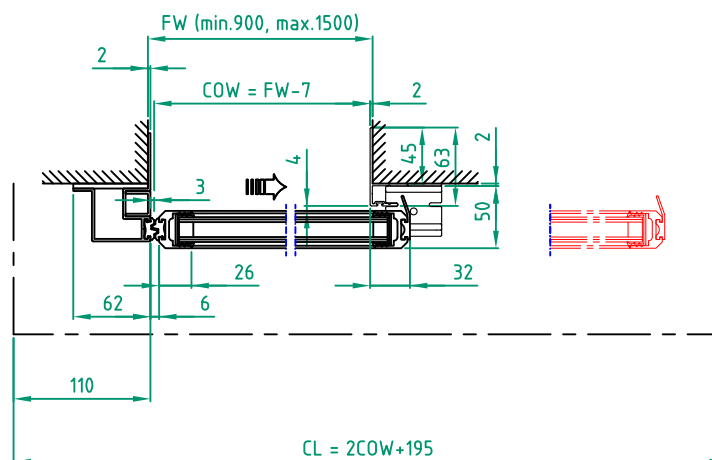
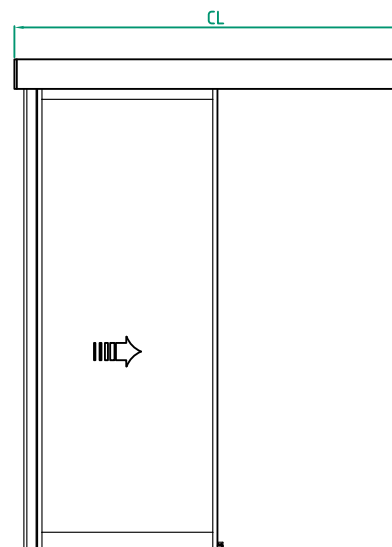
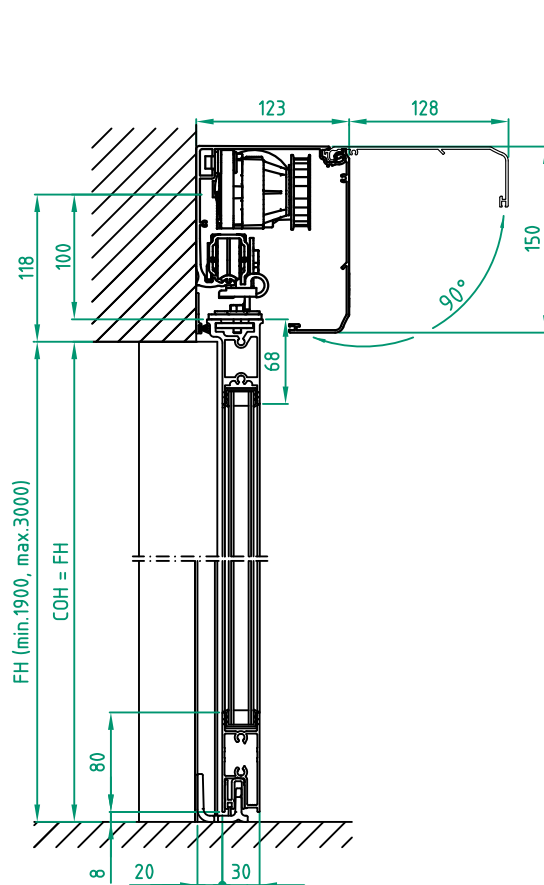
Sign:

Automatic door system
ASSA ABLOY Slim Eco 1 Panel wall mounted opening left
Art. No. 1009391-1PS-15
ASSA ABLOY SL500

ASSA ABLOY

7.0

1009391-EI



STATE WHEN ORDERING

FW = mm
 FH = mm
 COW = mm
 COH = mm
 CL = mm

Surface treatment

☐ Silver anodized
 Special anodized
 RAL
 Special powder coating

Options see layers:

☐ Alternative F (concrete/brick)
☐ Alternative U (aluminium/steel)
☐ TightSeal (floor level difference max. ± 3 mm)

Glass option see drw. 1009030

Glass code:

Installation

☐ Floor heating
☐ Other

Customer:

Ref:

Door id:

Date:

Project No:

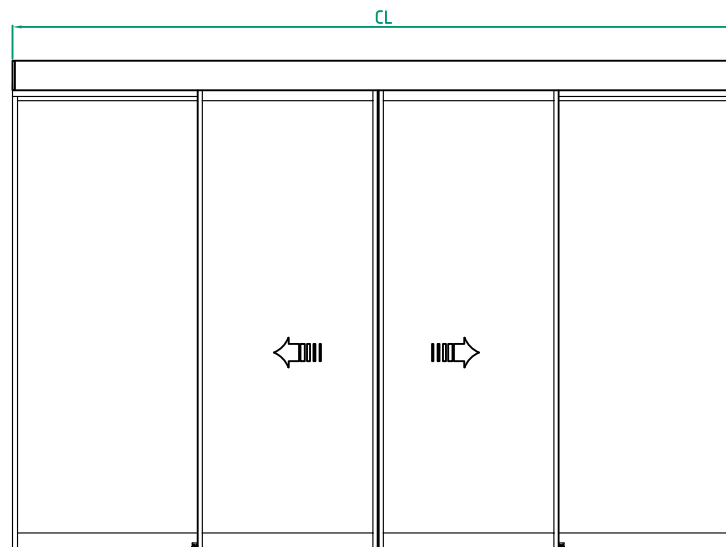
Sign:

Automatic door system
 ASSA ABLOY Slim Eco 1 Panel wall mounted opening right
 Art. No. 1009391-1PS-15
 ASSA ABLOY SL500

ASSA ABLOY

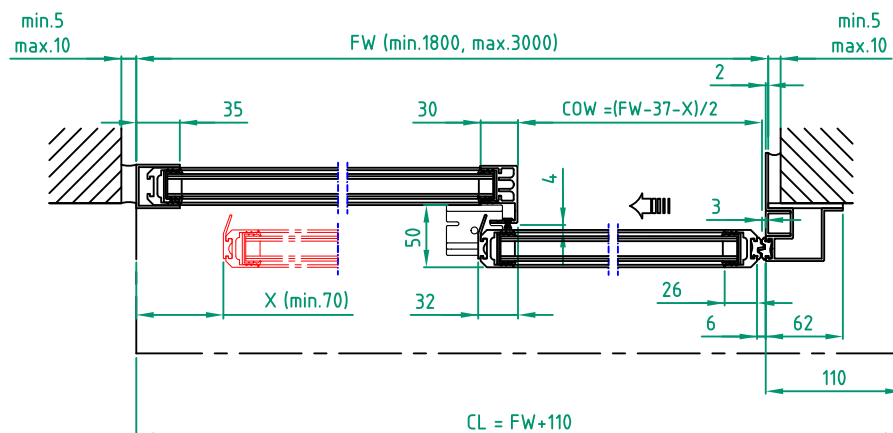

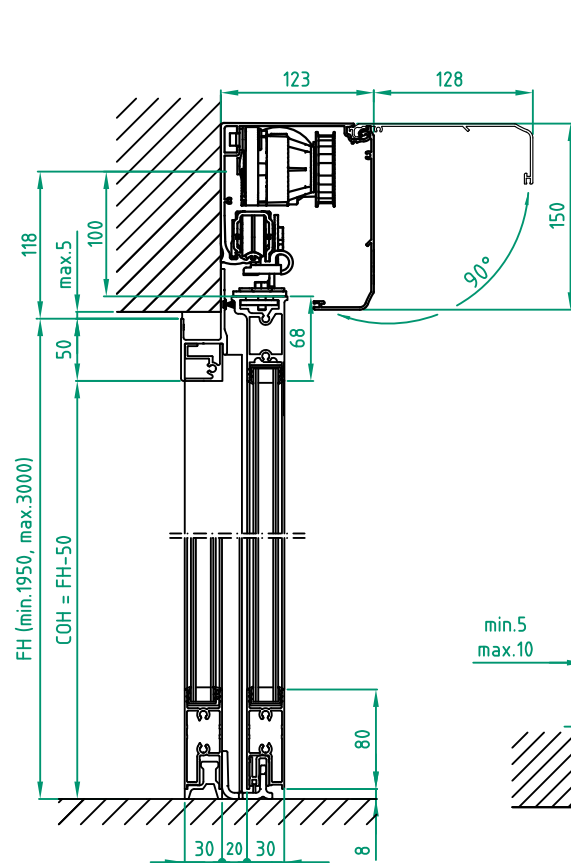
7.0

1009391-EI



☐ Other

1009391-EI



STATE WHEN ORDERING

FW = mm
FH = mm
X = mm
COW = mm
COH = mm
CL = mm

Surface treatment

☐ Silver anodized
☐ Special anodized
RAL
☐ Special powder coating
.....

Options see layers:

☐ Alternative F (concrete/brick)
☐ Alternative U (aluminium/steel)
☐ TightSeal (floor level difference max. ± 3 mm)

Glass option see drw. 1009030

Glass code:
.....

Installation

☐ Floor heating
☐ Other

Customer:

Ref:

Door id:

Date:

Project No:

Sign:

Automatic door system
ASSA ABLOY Slim Eco 2 Panel wall mounted opening left
Art. No. 1009391-2PS-15
ASSA ABLOY SL500

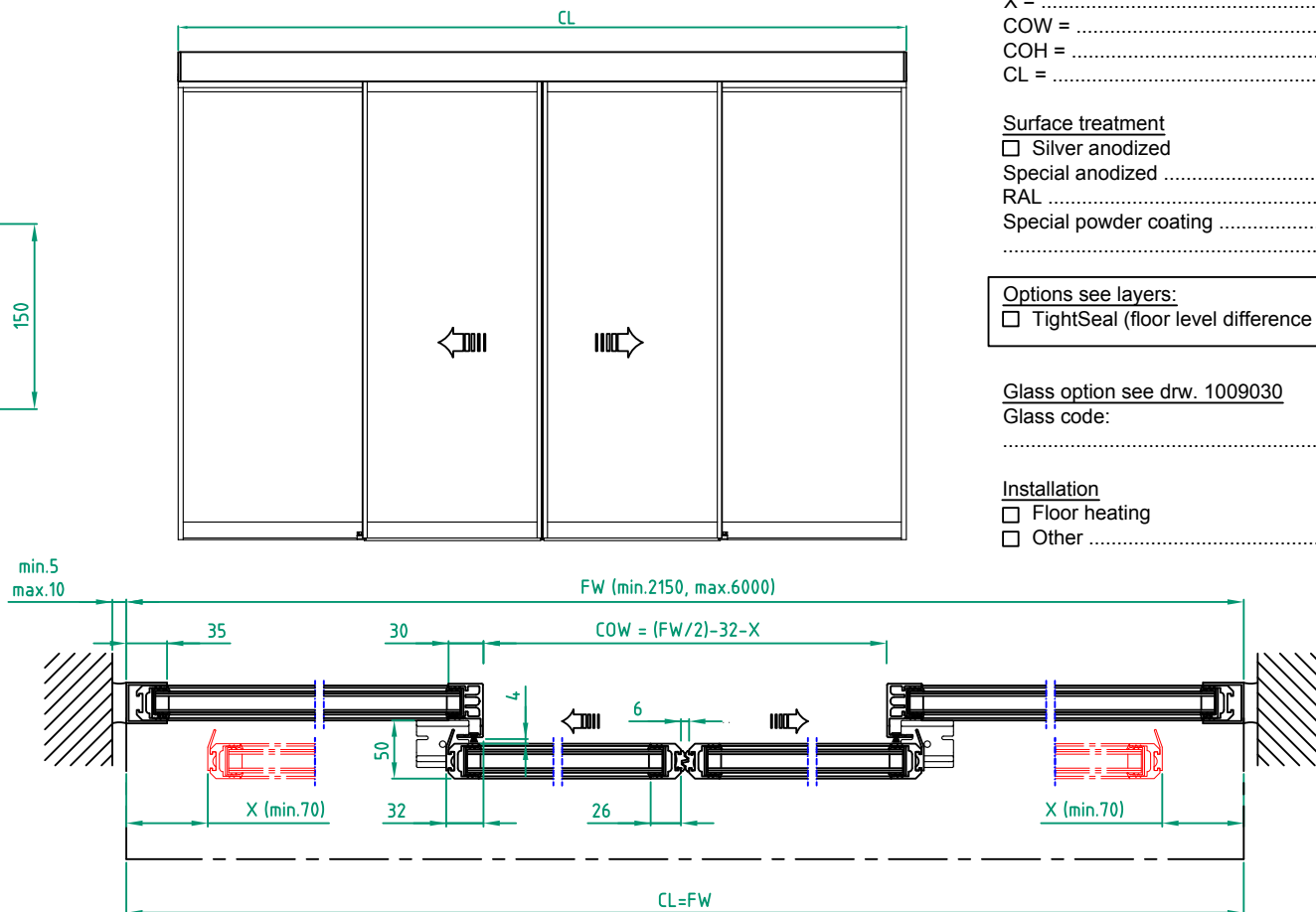
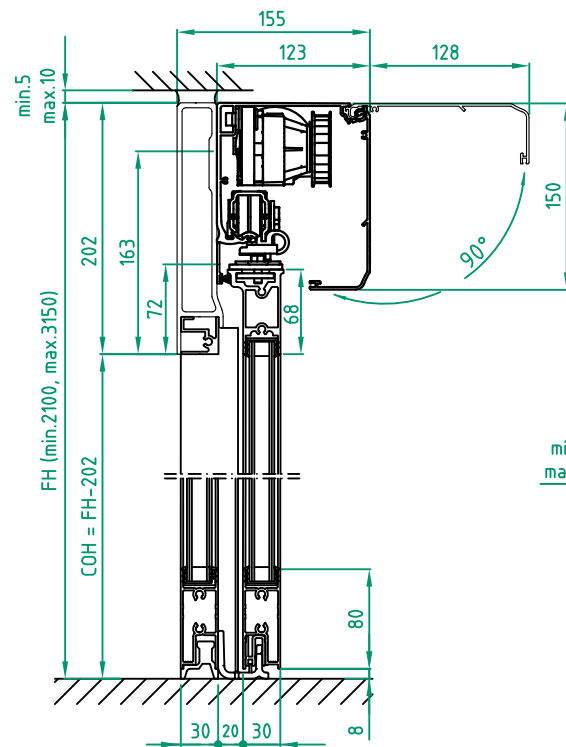
ASSA ABLOY

7.0

1009391-EI

☐ Other

1009391-EI



STATE WHEN ORDERING

FW = mm
FH = mm
X = mm
COW = mm
COH = mm
CL = mm

Surface treatment

☐ Silver anodized
Special anodized
RAL
Special powder coating

Options see layers:

☐ TightSeal (floor level difference max. ± 3 mm)

Glass option see drw. 1009030

Glass code: _____

Installation

☐ Floor heating
☐ Other

Customer:

Ref:

Door id:

Date:

Project No:

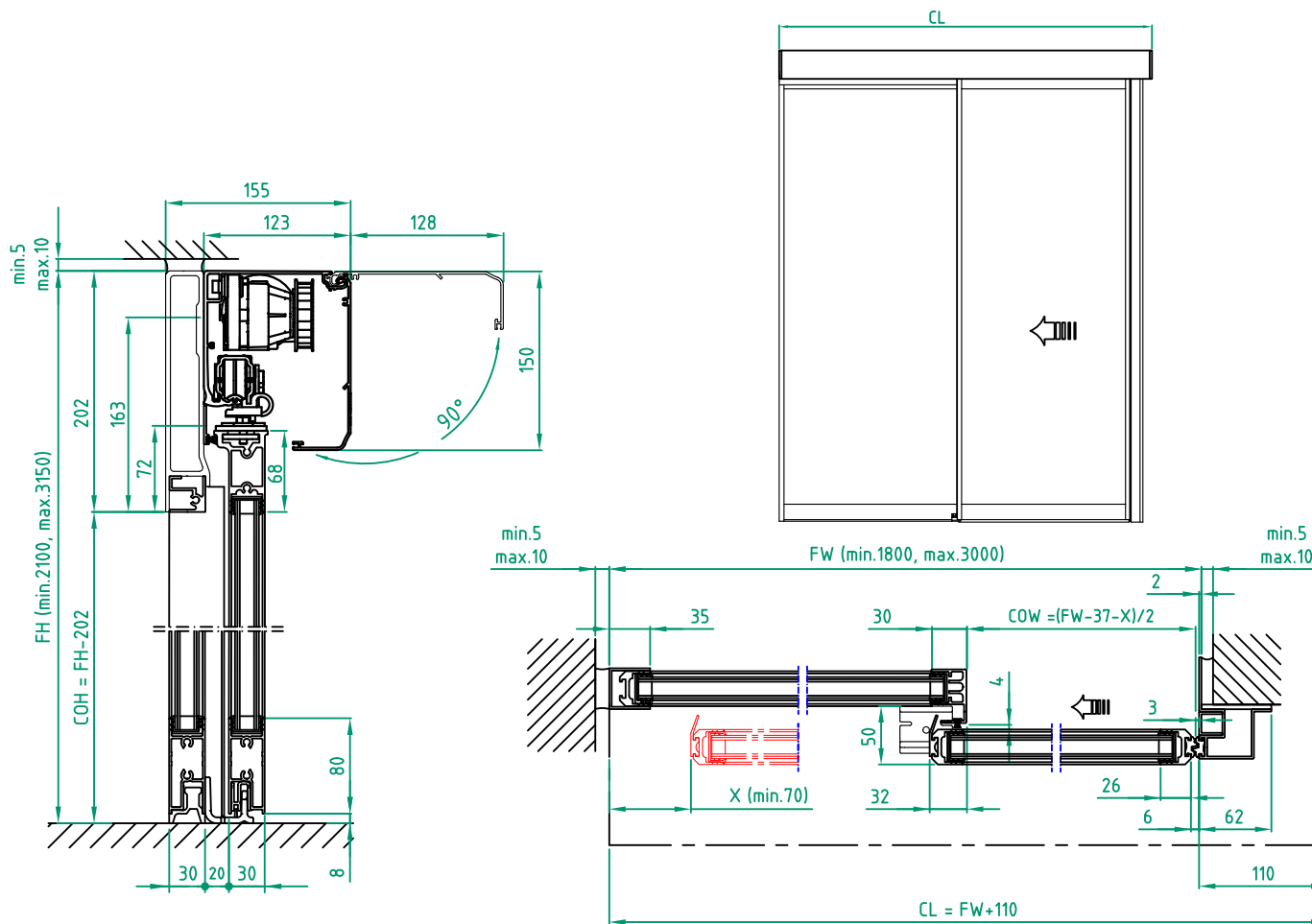
Sign:

Automatic door system
ASSA ABLOY Slim Eco 4 Panel beam mounted
Art. No. 1009391-4PB-15
ASSA ABLOY SL500

ASSA ABLOY

7.0

1009391-EI



STATE WHEN ORDERING

FW = mm
 FH = mm
 X = mm
 COW = mm
 COH = mm
 CL = mm

Surface treatment

☐ Silver anodized
Special anodized
RAL
Special powder coating
.....

Options see layers:

- ☐ Alternative F (concrete/brick)
- ☐ Alternative U (aluminium/steel)
- ☐ TightSeal (floor level difference max. ± 3 mm)

Glass option see drw. 1009030

Glass code:

Installation

☐ Floor heating
☐ Other

Customer:

Ref:

Door id:

Date:

Project No:

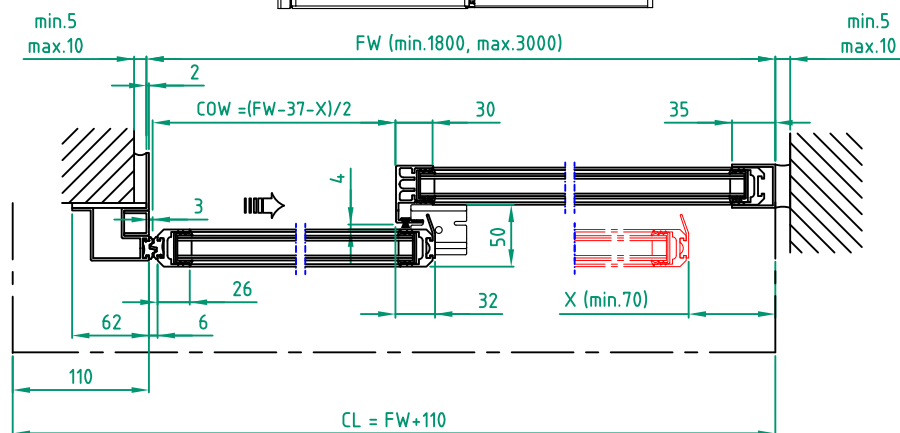
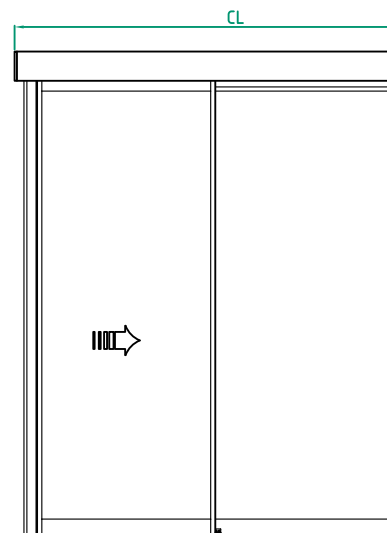
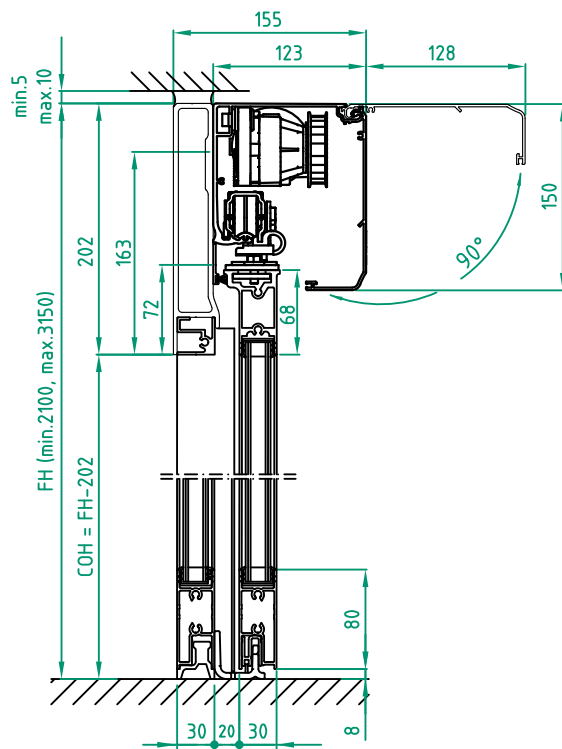
Sign:

Automatic door system
ASSA ABLOY Slim Eco 2 Panel beam mounted opening left
Art. No. 1009391-2PS-15
ASSA ABLOY SL500

ASSA ABLOY

7.0

1009391-EI



STATE WHEN ORDERING

FW = mm
FH = mm
X = mm
COW = mm
COH = mm
CL = mm

Surface treatment

☐ Silver anodized
Special anodized
RAL
Special powder coating

Options see layers:

☐ Alternative F (concrete/brick)
☐ Alternative U (aluminium/steel)
☐ TightSeal (floor level difference max. ± 3 mm)

Glass option see drw. 1009030

Glass code:

Installation

☐ Floor heating
☐ Other

Customer:

Ref:

Door id:

Date:

Project No:

Sign:

Automatic door system
ASSA ABLOY Slim Eco 2 Panel beam mounted opening right
Art. No. 1009391-2PS-15
ASSA ABLOY SL500

ASSA ABLOY

7.0

1009391-EI