

STATE WHEN ORDERING

FW = mm
 FH = mm
 COW = mm
 COH = mm
 CL = mm

Surface treatment

☐ Silver anodized
 Special anodized
 RAL
 Special powder coating

Options see layers:

☐ Alternative F (concrete/brick)
☐ Alternative U (aluminium/steel)
☐ Threshold floor guide, L = 1,5FW+27
☐ TightSeal (floor level difference max. ± 3 mm)

Glass option see drw. 1009030

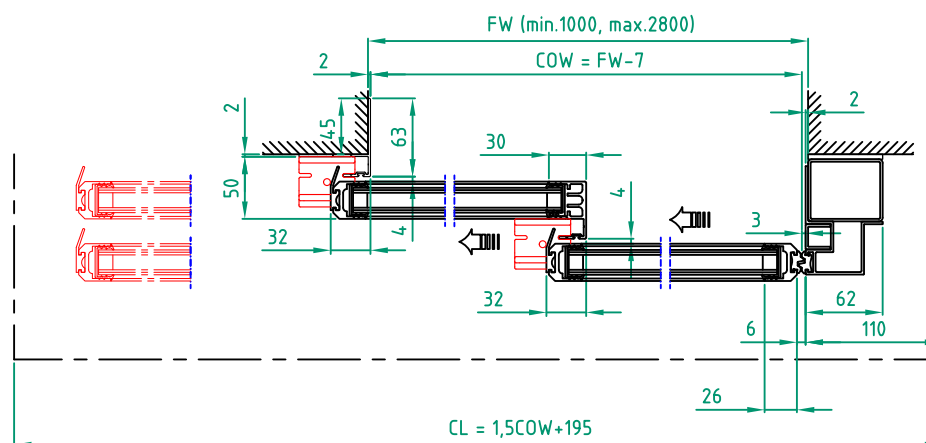
Glass code:

Limitation

FW x FH = max. 5,1 m²

Installation

☐ Floor heating
☐ Other



Customer:

Ref:

Door id:

Date:

Project No:

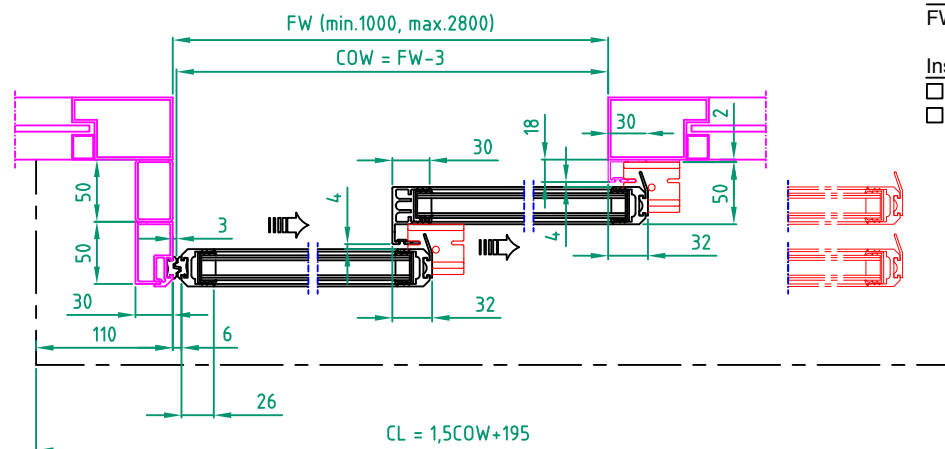
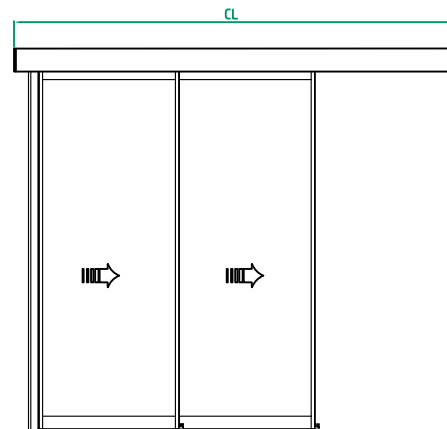
Sign:

Automatic door system
 ASSA ABLOY Slim Eco telescopic
 2 Panel wall mounted opening left, Art. No. 1009392-2PS-15
 ASSA ABLOY SL520

ASSA ABLOY

7.0

1009392-EI



FW = mm
FH = mm
COW = mm
COH = mm
CL = mm

☐ Silver anodized
Special anodized
RAL
Special powder coating
.....

- ☐ Alternative F (concrete/brick)
- ☐ Alternative U (aluminium/steel)
- ☐ Threshold floor guide, $L = 1,5FW + 27$
- ☐ TightSeal (floor level difference max. ± 3 mm)

Glass code: _____

$$FW \times FH = \max. 5,1 \text{ m}^2$$

☐ Floor heating

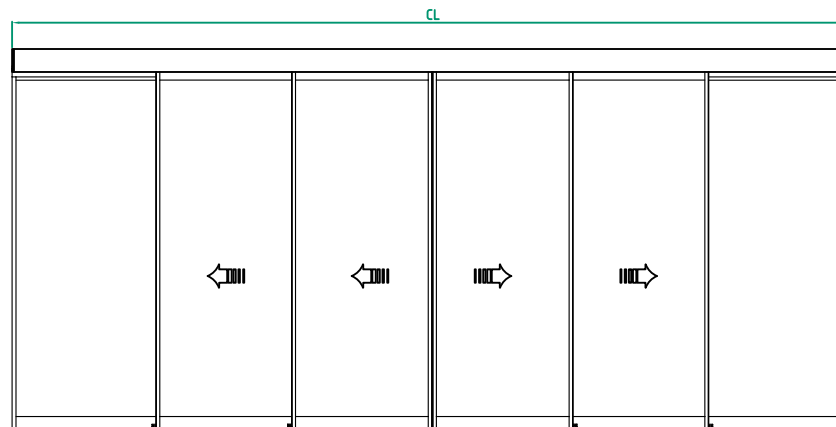
☐ Other

Sign:

ASSA ABLOY

7.0

1009392-EI



FW = mm
 FH = mm
 X = mm
 COW = mm
 COH = mm
 CL = mm

☐ Silver anodized
Special anodized
RAL
Special powder coating
.....

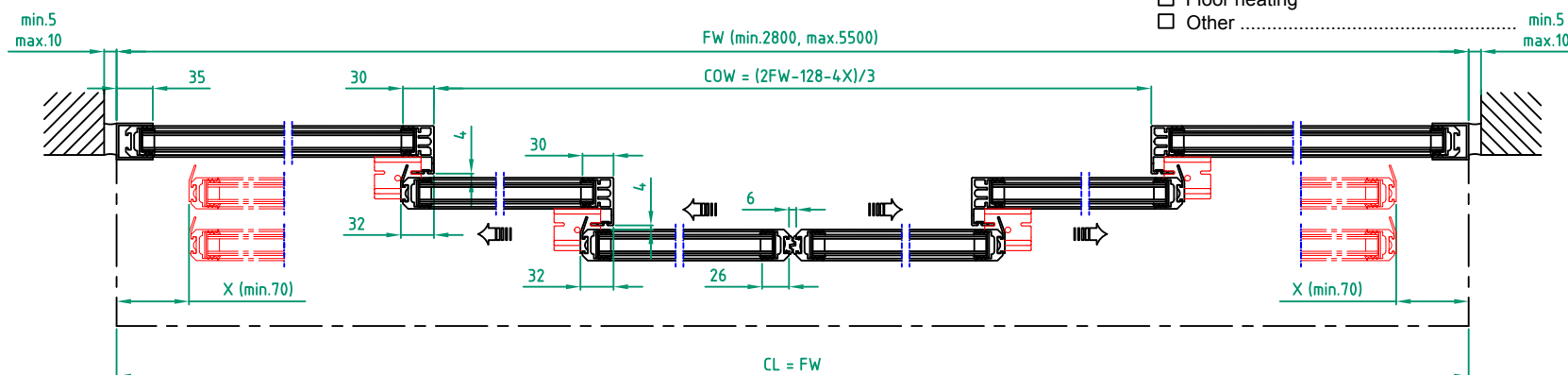
☐ Threshold floor guide, L = FW
☐ TightSeal (floor level difference max. ± 3 mm)

Glass code:

$$FW \times FH = \max. 15,6 \text{ m}^2$$

☐ Floor heating

☐ Other min.5

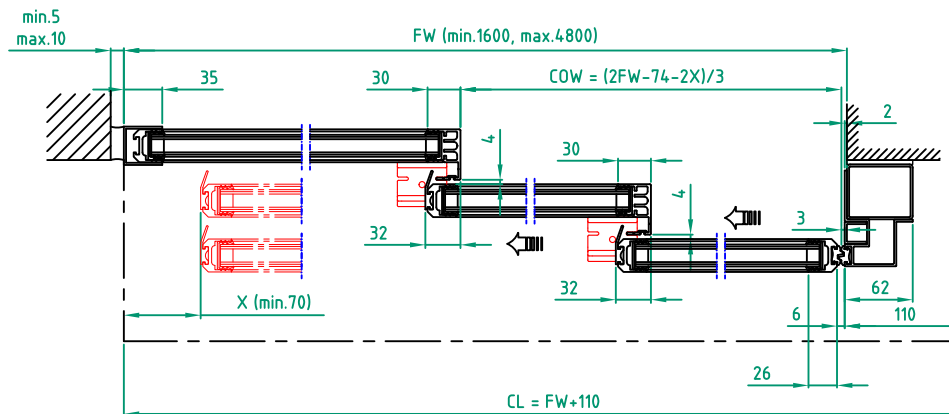
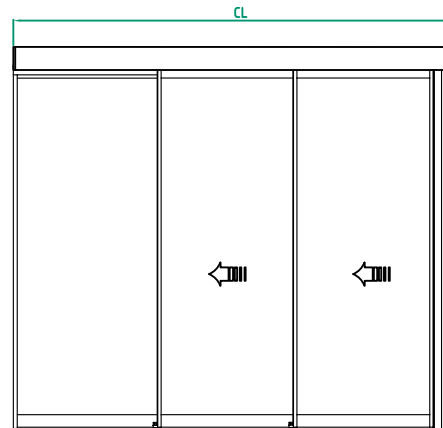


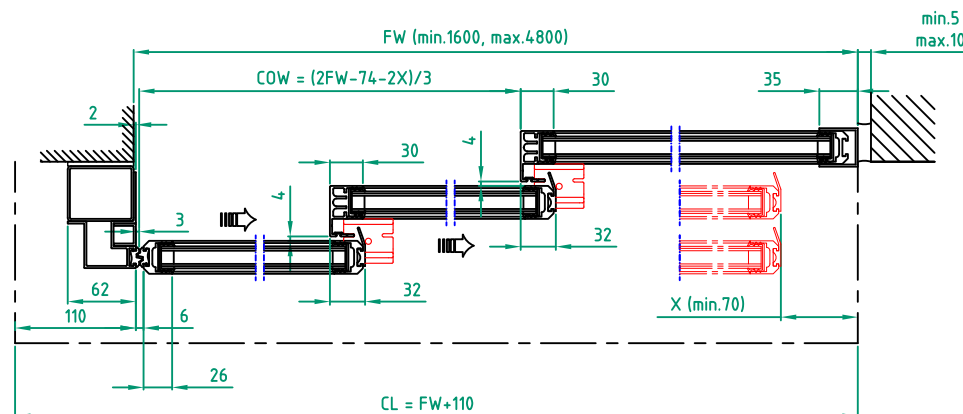
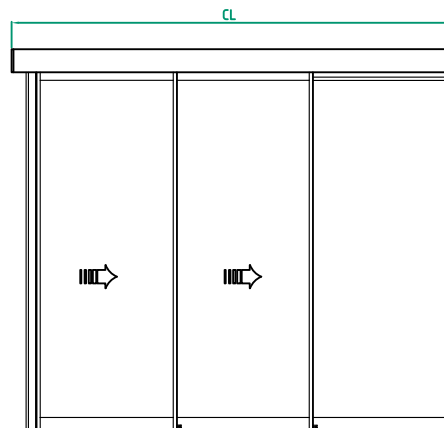
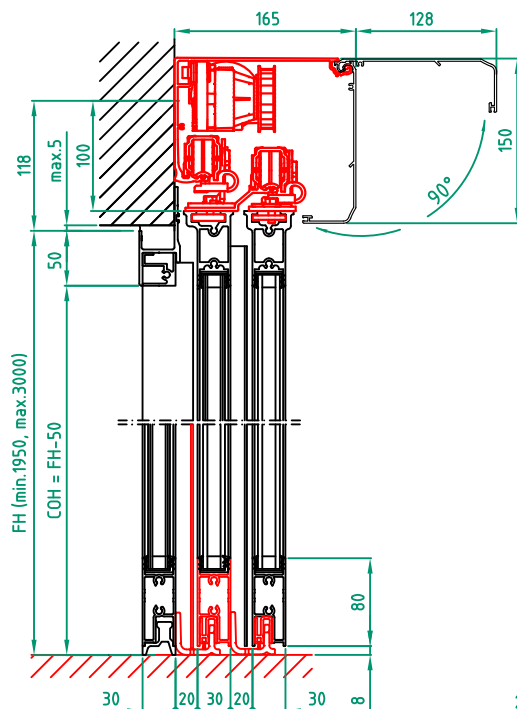
Sign:

ASSA ABLOY

7.0

1009392-EI





STATE WHEN ORDERING

FW = mm
FH = mm
X = mm
COW = mm
COH = mm
CL = mm

Surface treatment

☐ Silver anodized
☐ Special anodized
☐ RAL
☐ Special powder coating
.....

Options see layers:

☐ Alternative F (concrete/brick)
☐ Alternative U (aluminium/steel)
☐ Threshold floor guide, L = FW
☐ TightSeal (floor level difference max. ± 3 mm)

Glass option see drw. 1009030

Glass code:
.....

Limitation

FW x FH = max. 7,8 m²

Installation

☐ Floor heating
☐ Other
.....

Customer:

Ref:

Door id:

Date:

Project No:

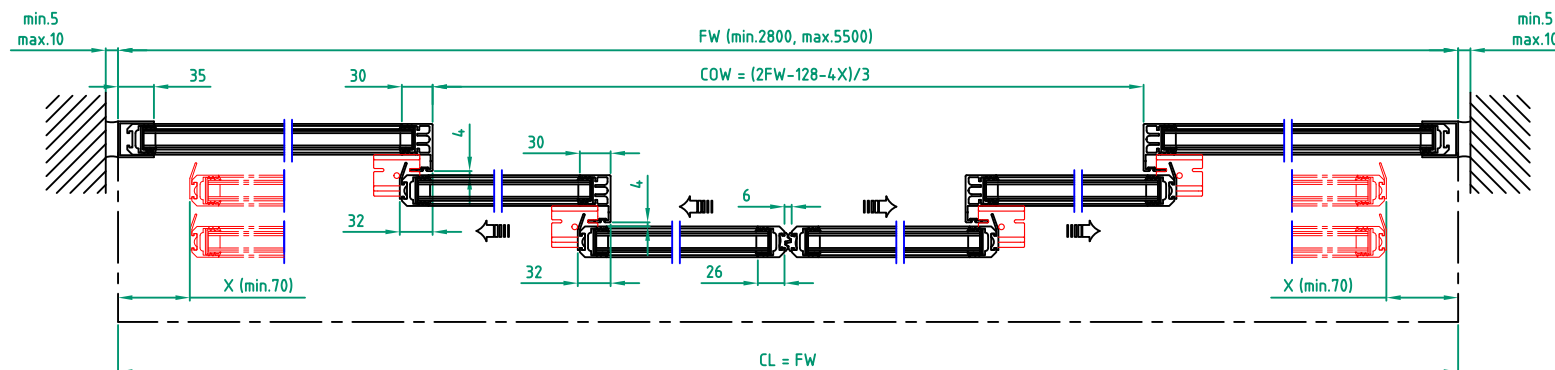
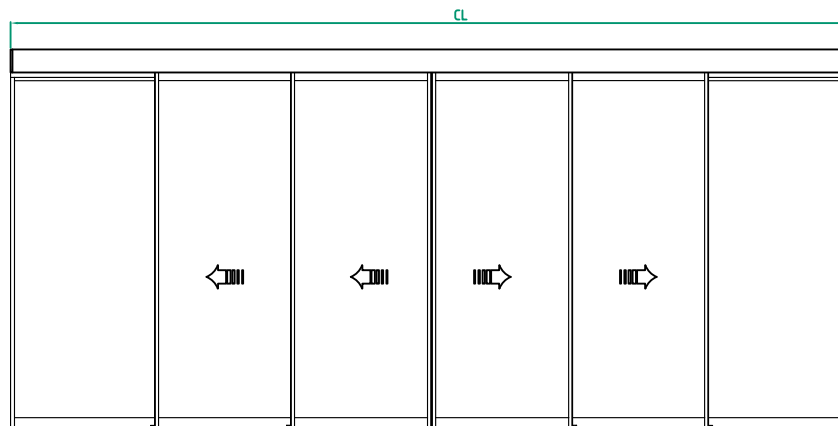
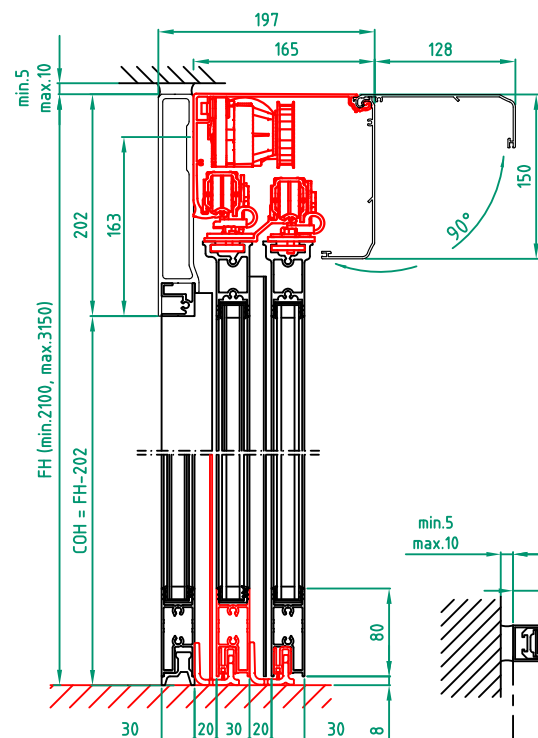
Sign:

Automatic door system
ASSA ABLOY Slim Eco telescopic
3 Panel wall mounted opening right, Art. No. 1009392-3PS-15
ASSA ABLOY SL520

ASSA ABLOY

7.0

1009392-EI



STATE WHEN ORDERING

FW = mm
FH = mm
X = mm
COW = mm
COH = mm
CL = mm

Surface treatment

☐ Silver anodized
☐ Special anodized
RAL
☐ Special powder coating
.....

Options see layers:

☐ Threshold floor guide, L = FW
☐ TightSeal (floor level difference max. ± 3 mm)

Glass option see drw. 1009030

Glass code:
.....

Limitation

FW x FH = max. 16,3 m²

Installation

☐ Floor heating
☐ Other
.....

Customer:

Ref:

Door id:

Date:

Project No:

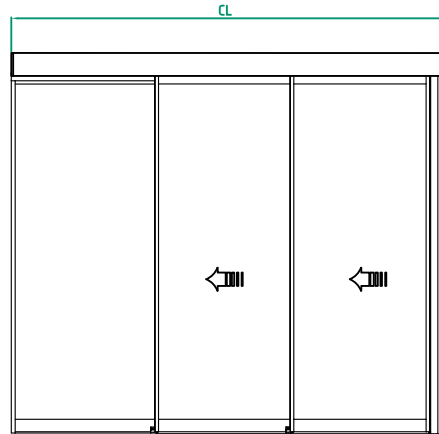
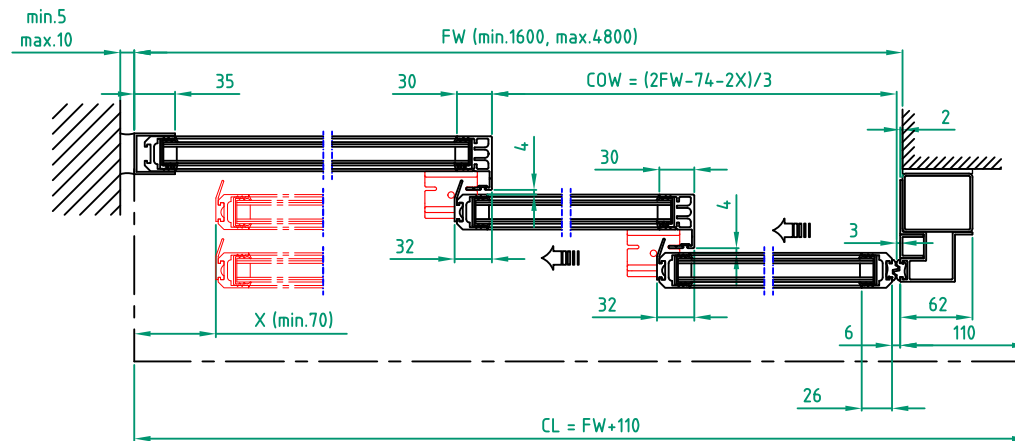
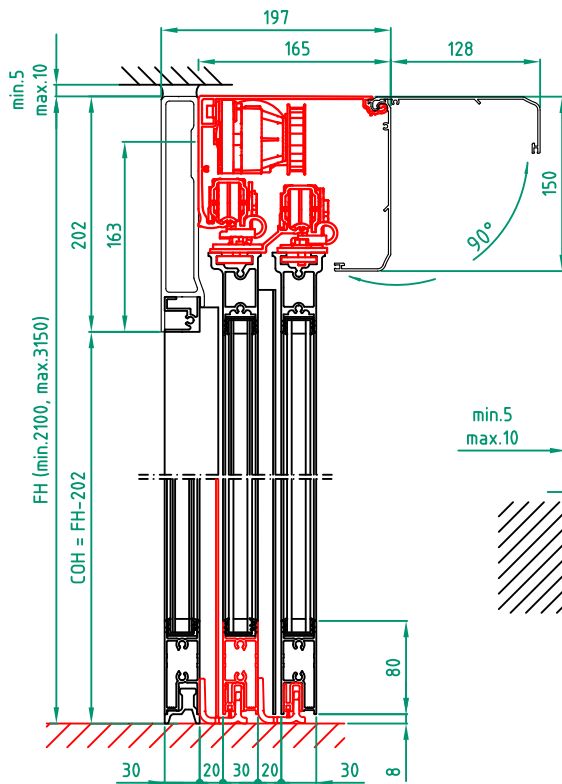
Sign:

Automatic door system
ASSA ABLOY Slim Eco telescopic 6 Panel beam mounted
Art. No. 1009392-6PB-15
ASSA ABLOY SL520

ASSA ABLOY

7.0

1009392-EI



STATE WHEN ORDERING

FW = mm
FH = mm
X = mm
COW = mm
COH = mm
CL = mm

Surface treatment

☐ Silver anodized
Special anodized
RAL
Special powder coating
.....

Options see layers:

- ☐ Alternative F (concrete/brick)
- ☐ Alternative U (aluminium/steel)
- ☐ Threshold floor guide, L = FW
- ☐ TightSeal (floor level difference max. ± 3 mm)

Glass option see drw. 1009030

Glass code:

Limitation

$$\overline{FW \times FH} = \max. 8,2 \text{ m}^2$$

Installation

☐ Floor heating

☐ Other

Customer:

Door id:Project No:

Ref:

Date:

Sign:

Automatic door system
ASSA ABLOY Slim Eco telescopic
3 Panel beam mounted opening left, Art. No. 1009392-3PS-15
ASSA ABLOY SL520

ASSA ABLOY

7.0

1009392-EI

