

STATE WHEN ORDERING

FW = mm
FH = mm
COW = mm
COH = mm
CL = mm

Surface treatment

☐ Silver anodized
Special anodized
RAL
Special powder coating
.....

Options see layers:

☐ Bottom rail 178
☐ Frame Eco
☐ Midrail 70, MH = mm
☐ Midrail 150, MH = mm
☐ Threshold floor guide, L = 2FW + 116
☐ TightSeal (floor level difference max. ± 3 mm)

Glass option see drw. 1009026

Glass code:
.....

Installation

☐ Floor heating
☐ Other
.....

Customer:

Ref:

Door id:

Date:

Project No:

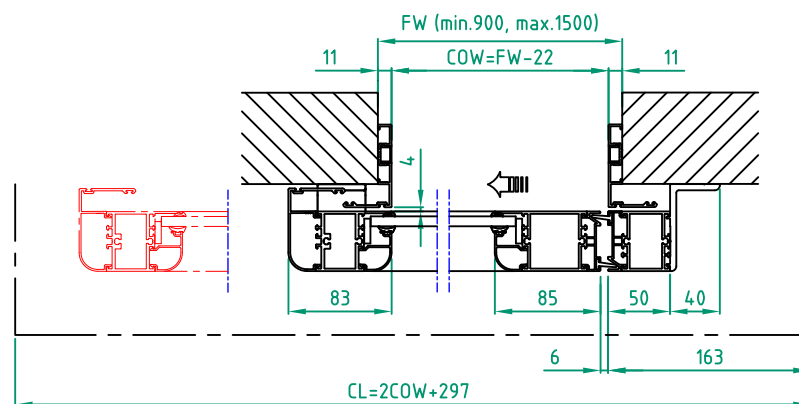
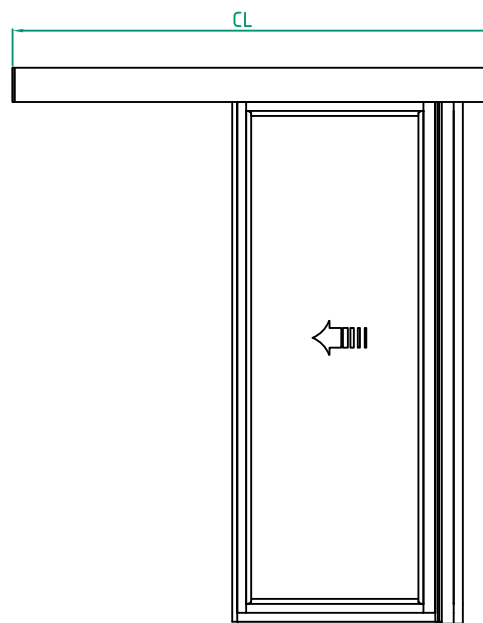
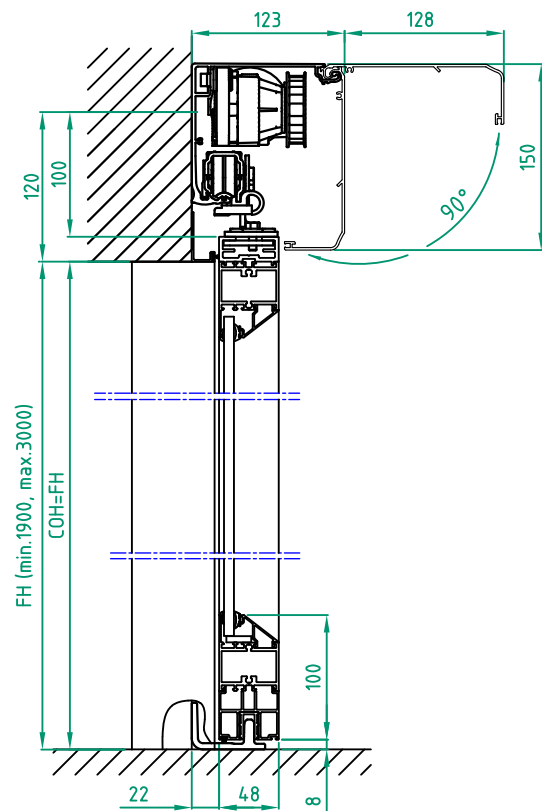
Sign:

Automatic door system
ASSA ABLOY Frame 2 Panel wall mounted bipart
Art. No. 1009380-2PB-15
ASSA ABLOY SL500

ASSA ABLOY

7.0

1009380-EI



STATE WHEN ORDERING

FW = mm
FH = mm
COW = mm
COH = mm
CL = mm

Surface treatment

☐ Silver anodized
☐ Special anodized
☐ RAL
☐ Special powder coating
.....

Options see layers:

☐ Bottom rail 178
☐ Frame Eco
☐ Midrail 70, MH = mm
☐ Midrail 150, MH = mm
☐ Threshold floor guide, L = 2FW + 44
☐ TightSeal (floor level difference max. ± 3 mm)

Glass option see drw. 1009026

Glass code:
.....

Installation

☐ Floor heating
☐ Other
.....

Customer:

Ref:

Door id:

Date:

Project No:

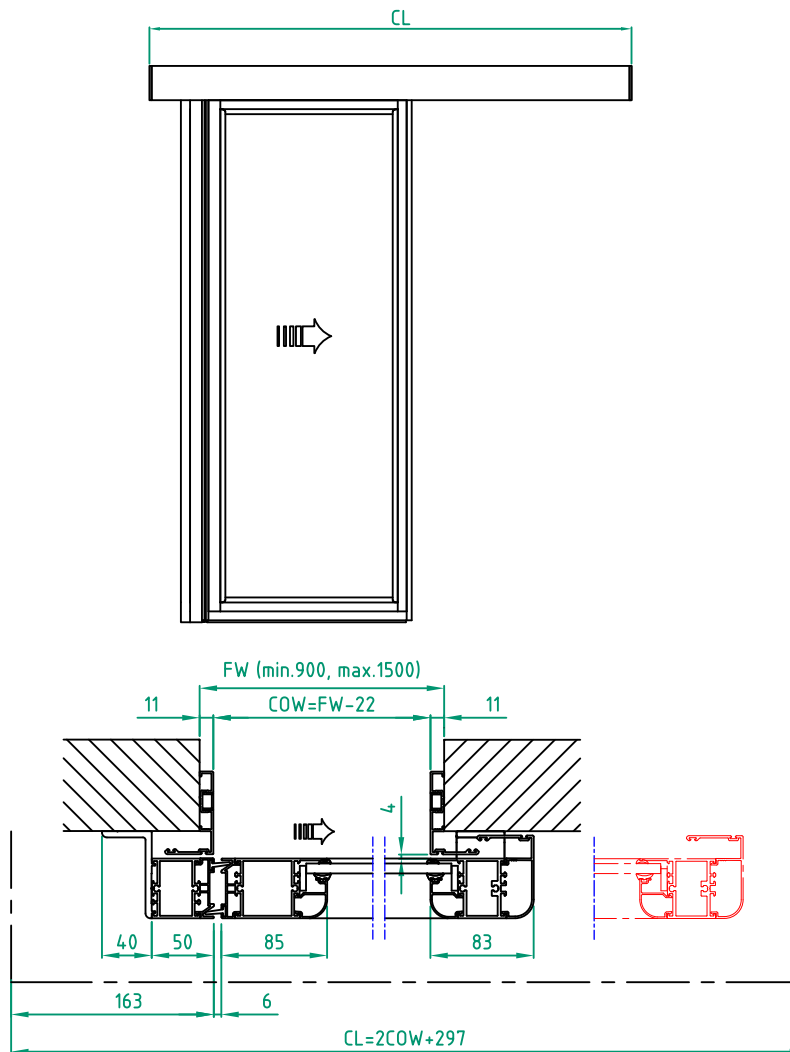
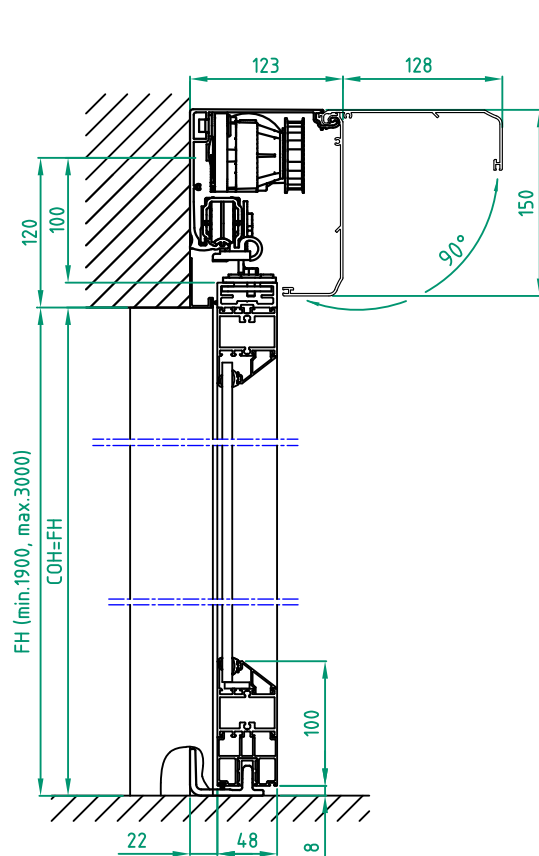
Sign:

Automatic door system
ASSA ABLOY Frame 1 Panel wall mounted opening left
Art. No. 1009380-1PS-15
ASSA ABLOY SL500

ASSA ABLOY

7.0

1009380-EI



STATE WHEN ORDERING

FW = mm
FH = mm
COW = mm
COH = mm
CL = mm

Surface treatment

☐ Silver anodized
Special anodized
RAL
Special powder coating
.....

Options see layers:

☐ Bottom rail 178
☐ Frame Eco
☐ Midrail 70, MH = mm
☐ Midrail 150, MH = mm
☐ Threshold floor guide, L = 2FW + 44
☐ TightSeal (floor level difference max. ± 3 mm)

Glass option see drw. 1009026

Glass code:

Installation

☐ Floor heating
☐ Other

Customer:

Ref:

Door id:

Date:

Project No:

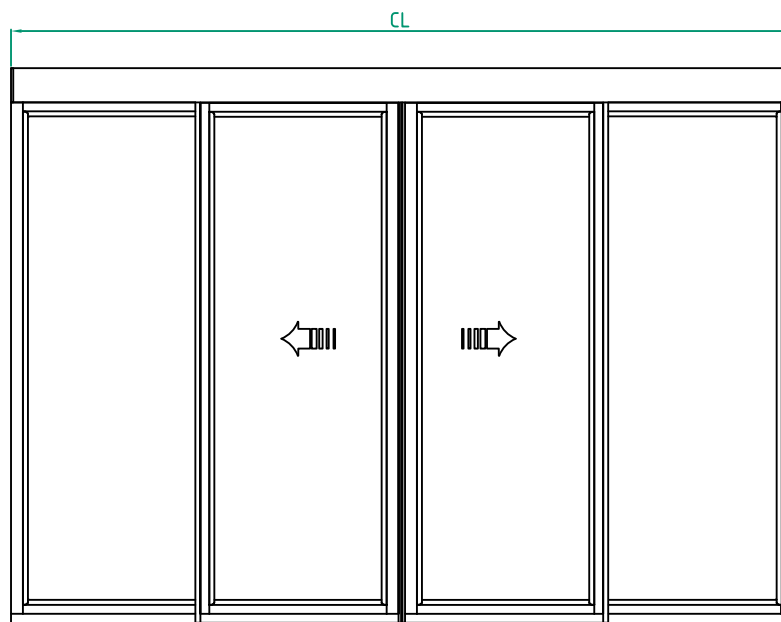
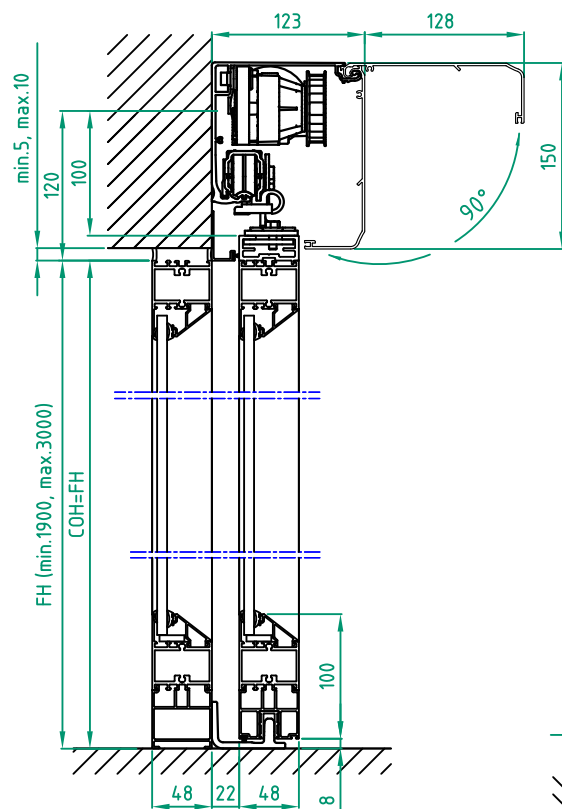
Sign:

Automatic door system
ASSA ABLOY Frame 1 Panel wall mounted opening right
Art. No. 1009380-1PS-15
ASSA ABLOY SL500

ASSA ABLOY

7.0

1009380-EI



STATE WHEN ORDERING

FW = mm
FH = mm
X = mm
COW = mm
COH = mm
CL = mm

Surface treatment

☐ Silver anodized
☐ Special anodized
RAL
☐ Special powder coating
.....

Options see layers:

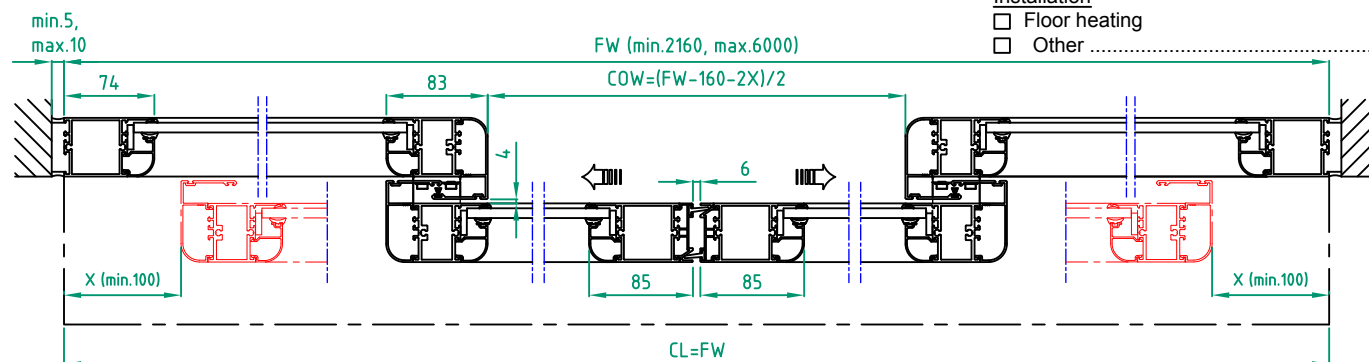
☐ Bottom rail 178
☐ Frame Eco
☐ Midrail 70, MH = mm
☐ Midrail 150, MH = mm
☐ Threshold floor guide, L = FW
☐ TightSeal (floor level difference max. ± 3 mm)

Glass option see drw. 1009026

Glass code:
.....

Installation

☐ Floor heating
☐ Other
.....



Customer:

Ref:

Door id:

Date:

Project No:

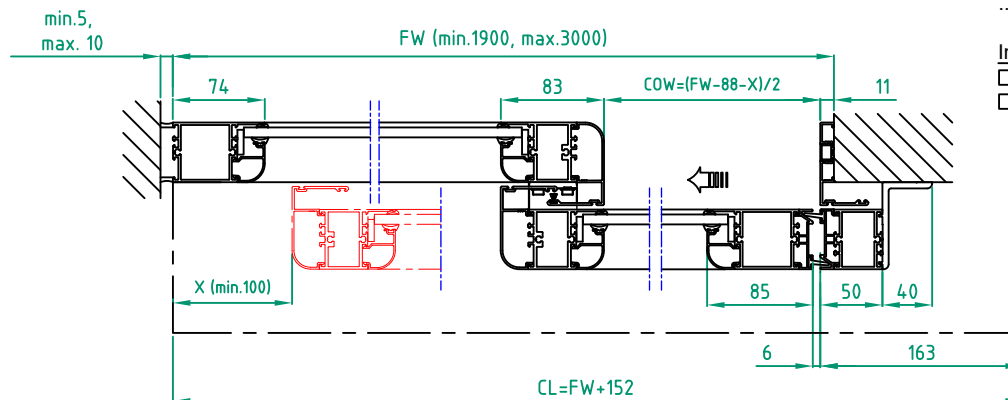
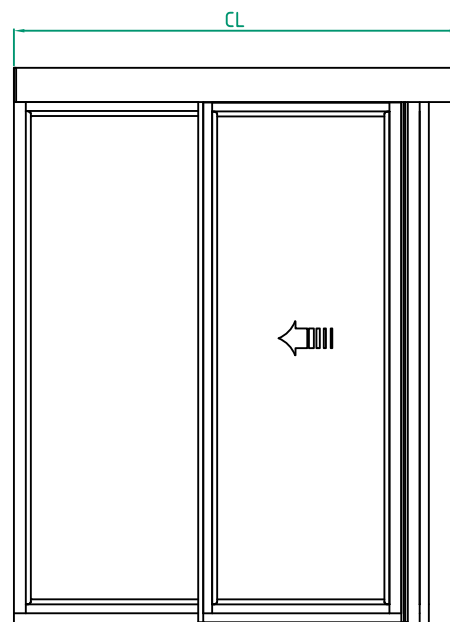
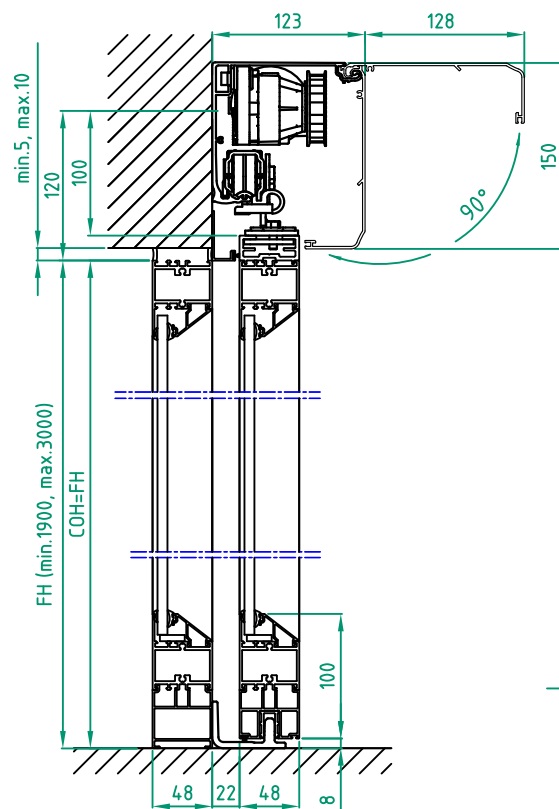
Sign:

Automatic door system
ASSA ABLOY Frame 4 Panel wall mounted
Art. No. 1009380-4PB-15
ASSA ABLOY SL500

ASSA ABLOY

7.0

1009380-EI



STATE WHEN ORDERING

FW = mm
FH = mm
X = mm
COW = mm
COH = mm
CL = mm

Surface treatment

☐ Silver anodized
Special anodized
RAL
Special powder coating
.....

Options see layers:

☐ Bottom rail 178
☐ Frame Eco
☐ Midrail 70, MH = mm
☐ Midrail 150, MH = mm
☐ Threshold floor guide, L = FW
☐ TightSeal (floor level difference max. ± 3 mm)

Glass option see drw. 1009026

Glass code:
.....

Installation

☐ Floor heating
☐ Other
.....

Customer:

Ref:

Door id:

Date:

Project No:

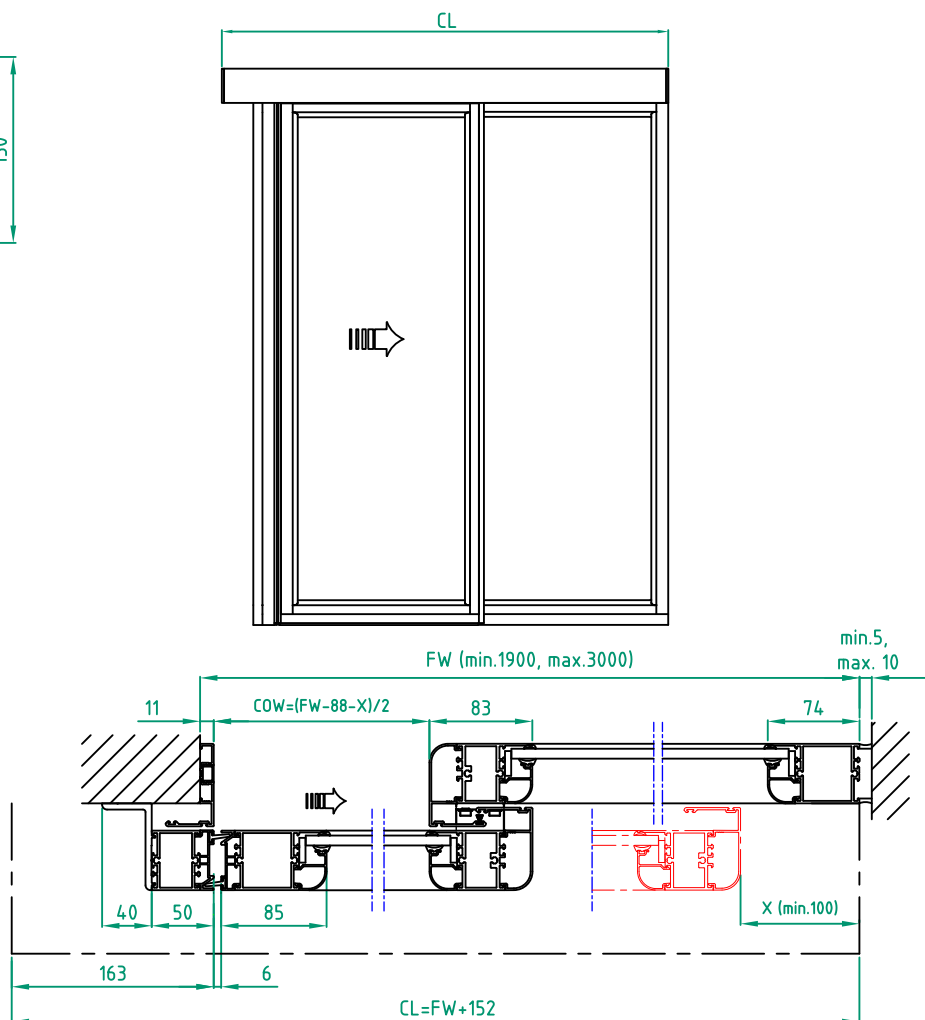
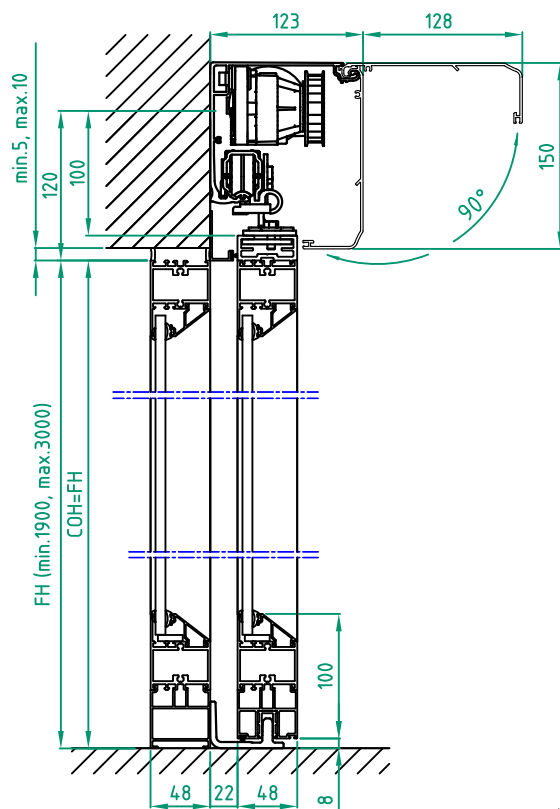
Sign:

Automatic door system
ASSA ABLOY Frame 2 Panel wall mounted opening left
Art. No. 1009380-2PS-15
ASSA ABLOY SL500

ASSA ABLOY

7.0

1009380-EI



STATE WHEN ORDERING

FW = mm
 FH = mm
 X = mm
 COW = mm
 COH = mm
 CL = mm

Surface treatment

☐ Silver anodized
 Special anodized
 RAL
 Special powder coating

Options see layers:

☐ Bottom rail 178
☐ Frame Eco
☐ Midrail 70, MH = mm
☐ Midrail 150, MH = mm
☐ Threshold floor guide, L = FW
☐ TightSeal (floor level difference max. \pm 3 mm)

Glass option see drw. 1009026

Glass code:

Installation

☐ Floor heating
☐ Other

Customer:

Ref:

Door id:

Date:

Project No:

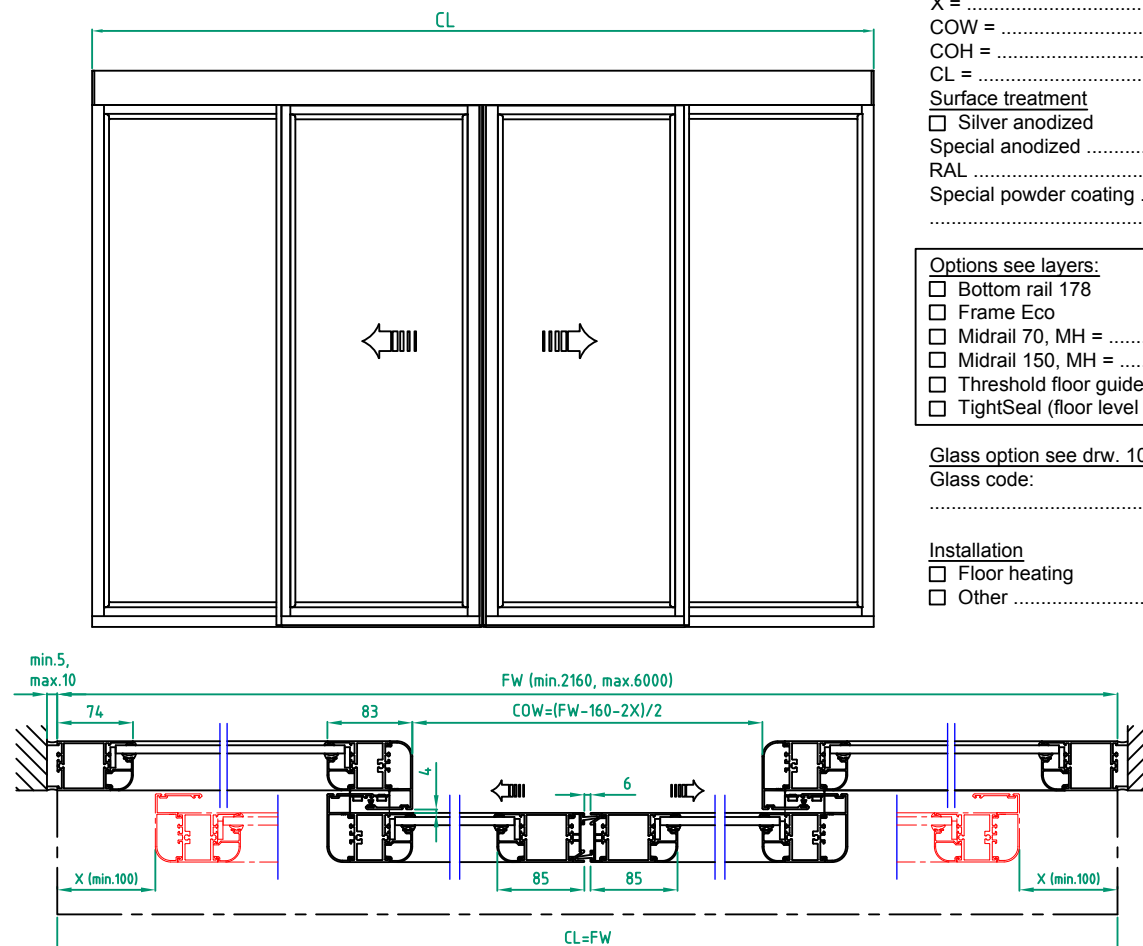
Sign:

Automatic door system
 ASSA ABLOY Frame 2 Panel wall mounted opening right
 Art. No. 1009380-2PS-15
 ASSA ABLOY SL500

ASSA ABLOY

7.0

1009380-EI



FW = mm
FH = mm
X = mm
COW = mm
COH = mm
CL = mm

Surface treatment

☐ Silver anodized

Special anodized

RAL

Special powder coating

☐ Bottom rail 178

☐ Frame Eco

☐ Midrail 70, MH = mm

☐ Midrail 150, MH = mm

☐ Threshold floor guide, L = FW

☐ TightSeal (floor level difference max. ± 3 mm)

Glass code:

☐ Floor heating
☐ Other

Customer:	
Door id:	
Project No:	

Ref: _____

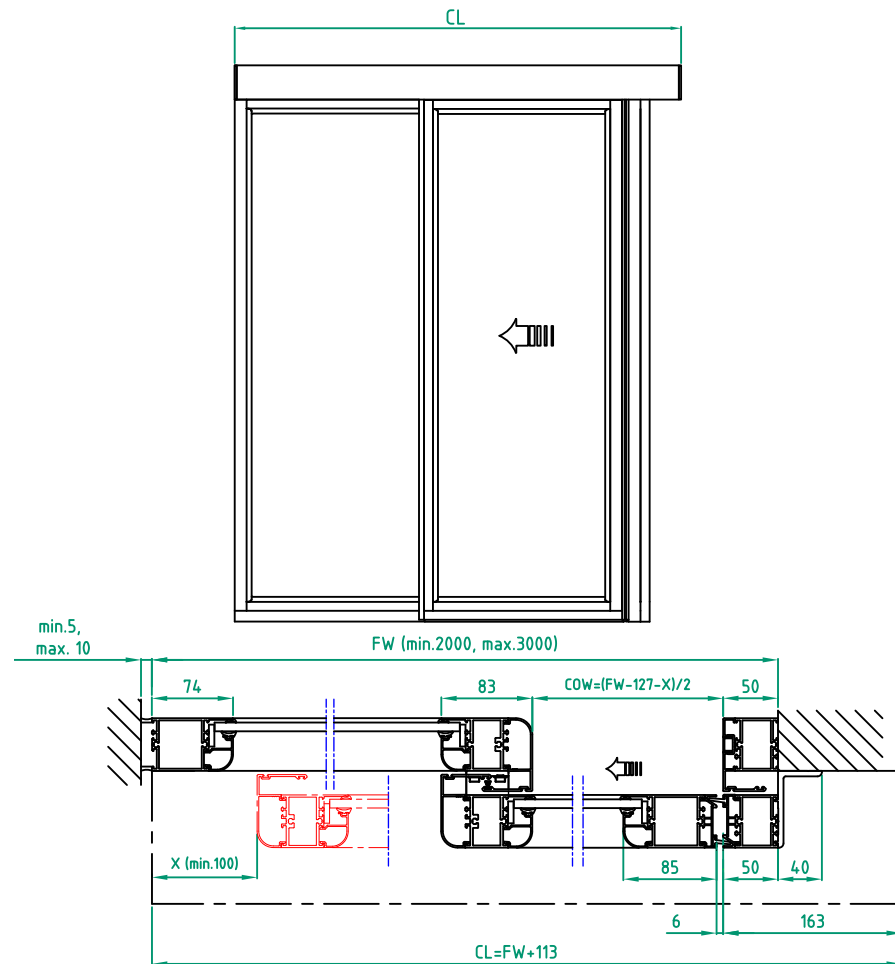
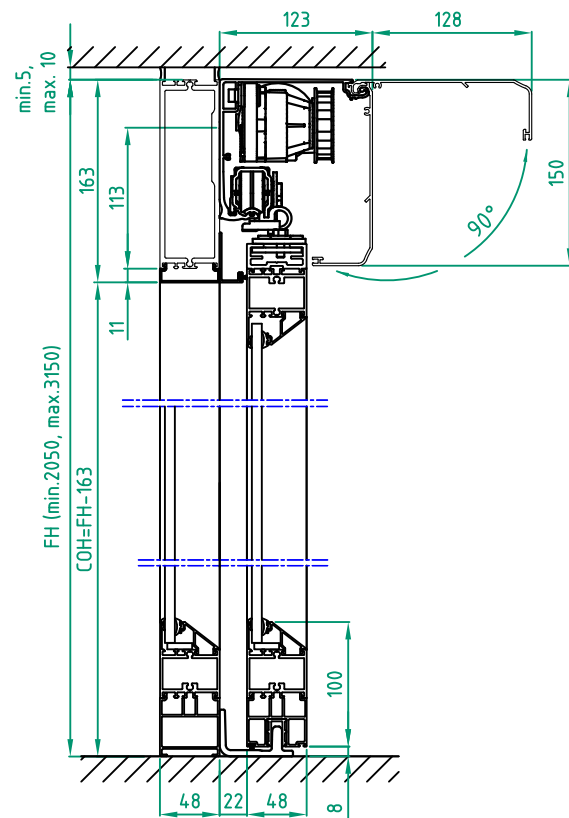
Date: _____

Sign: _____

Automatic door system
ASSA ABLOY Frame 4 Panel beam mounted
Art. No. 1009380-4PB-15
ASSA ABLOY SL500

ASSA ABLOY

7.0 1009380-EI



STATE WHEN ORDERING

FW = mm
FH = mm
X = mm
COW = mm
COH = mm
CL = mm

Surface treatment

☐ Silver anodized
Special anodized
RAL
Special powder coating

Options see layers:

☐ Bottom rail 178
☐ Frame Eco
☐ Midrail 70, MH = mm
☐ Midrail 150, MH = mm
☐ Threshold floor guide, L = FW
☐ TightSeal (floor level difference max. ± 3 mm)

Glass option see drw. 1009026

Glass code:

Installation

☐ Floor heating
☐ Other

Customer:

Ref:

Door id:

Date:

Project No:

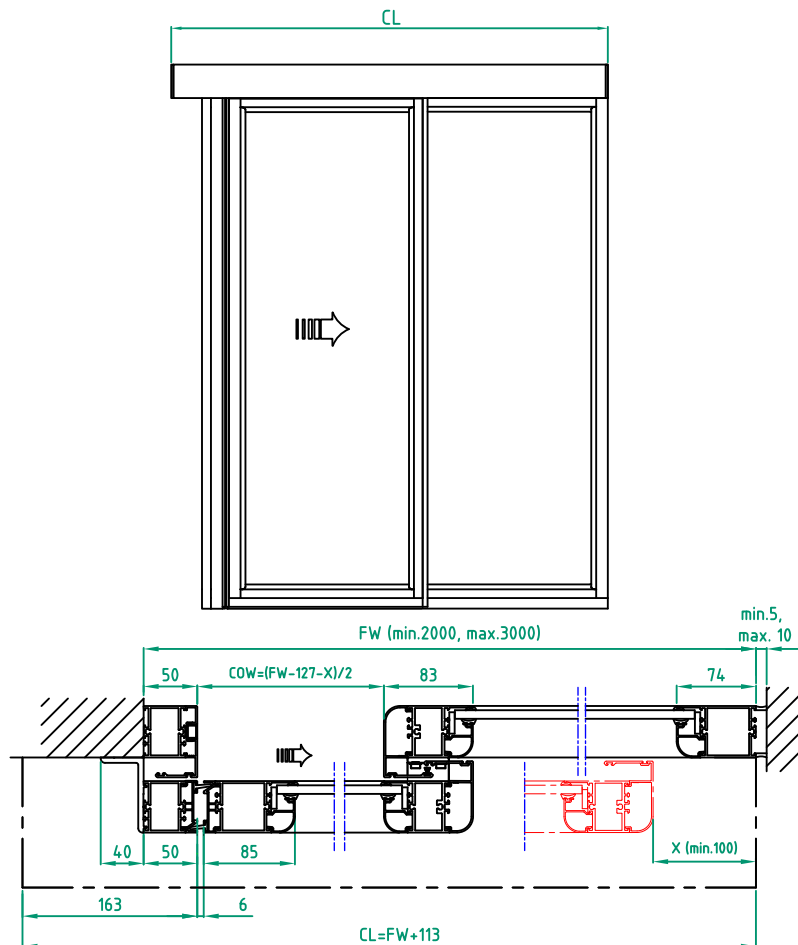
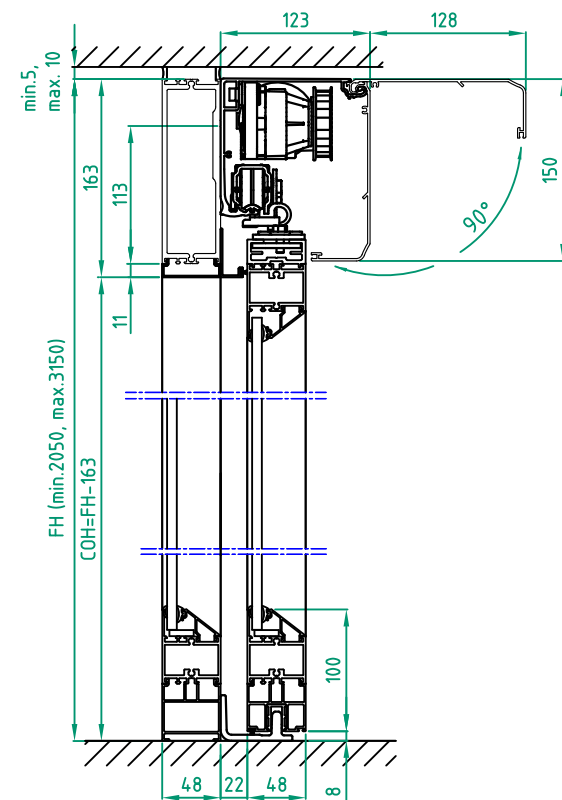
Sign:

Automatic door system
ASSA ABLOY Frame 2 Panel beam mounted opening left
Art. No. 1009380-2PS-15
ASSA ABLOY SL500

ASSA ABLOY

7.0

1009380-EI



STATE WHEN ORDERING

FW = mm
FH = mm
X = mm
COW = mm
COH = mm
CL = mm

Surface treatment

☐ Silver anodized
Special anodized
RAL
Special powder coating

Options see layers:

☐ Bottom rail 178
☐ Frame Eco
☐ Midrail 70, MH = mm
☐ Midrail 150, MH = mm
☐ Threshold floor guide, L = FW
☐ TightSeal (floor level difference max. ± 3 mm)

Glass option see drw. 1009026

Glass code:
.....

Installation

☐ Floor heating
☐ Other

Customer:

Ref:

Door id:

Date:

Project No:

Sign:

Automatic door system
ASSA ABLOY Frame 2 Panel beam mounted opening right
Art. No. 1009380-2PS-15
ASSA ABLOY SL500

ASSA ABLOY

7.0

1009380-EI