



FW = mm
FH = mm
COW = mm
COH = mm
CL = mm

Surface treatment

☐ Silver anodized
Special anodized
RAL
Special powder coating

Options see layers:

- ☐ Bottom rail 178
- ☐ Frame Thermo
- ☐ Midrail 70, MH = mm
- ☐ Midrail 150, MH = mm
- ☐ Threshold floor guide, L = 1,5FW+130
- ☐ TightSeal (floor level difference max. \pm 3 mm)

Glass option see drw. 1009026

Glass code: _____

Limitation

All glass FW x FH = max. 7,2 m²

Installation

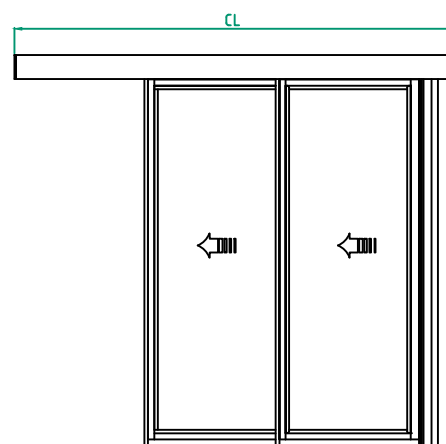
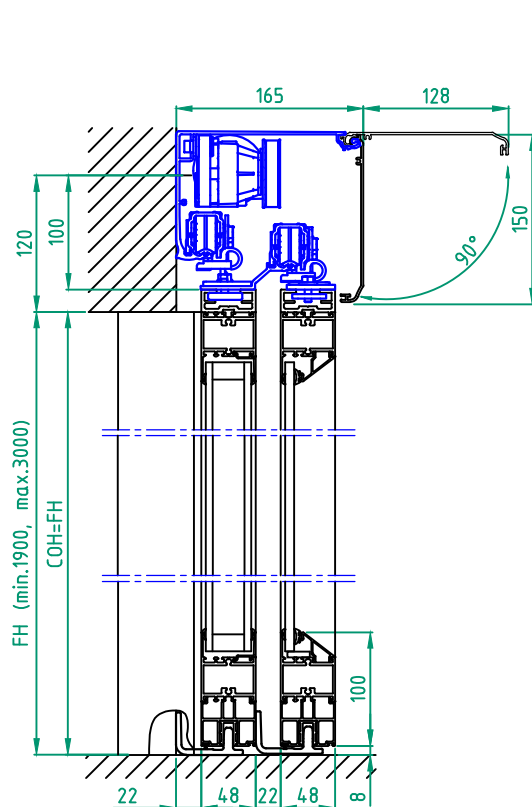
☐ Floor heating
☐ Other

Customer:	Ref:	Automatic door system Besam ADS Frame telescopic 4 Panel wall mounted bipart Art. No. 1009381-4PB-15 Besam SL500 T
Door id:	Date:	
Project No:	Sign:	

Automatic door system
Besam ADS Frame telescopic 4 Panel wall mounted bipart
Art. No. 1009381-4PB-15
Besam SL500 T

ASSA ABLOY

5.0 1009381-EI



STATE WHEN ORDERING

FW = mm
 FH = mm
 COW = mm
 COH = mm
 CL = mm

Surface treatment

☐ Silver anodized
 Special anodized
 RAL
 Special powder coating

Options see layers:

☐ Bottom rail 178
☐ Frame Thermo
☐ Midrail 70, MH = mm
☐ Midrail 150, MH = mm
☐ Threshold floor guide, L = 1,5FW+58
☐ TightSeal (floor level difference max. ± 3 mm)

Glass option see drw. 1009026

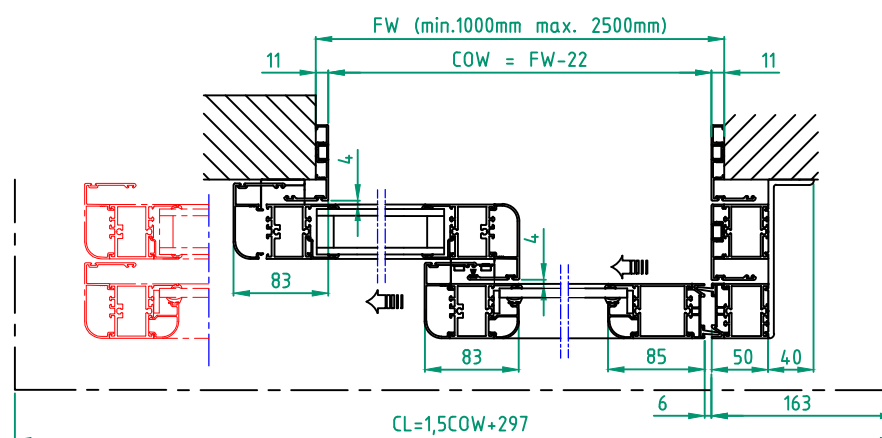
Glass code:

Limitation

All glass FW x FH = max. 3,6 m²

Installation

☐ Floor heating
☐ Other



Customer:

Ref:

Door id:

Date:

Project No:

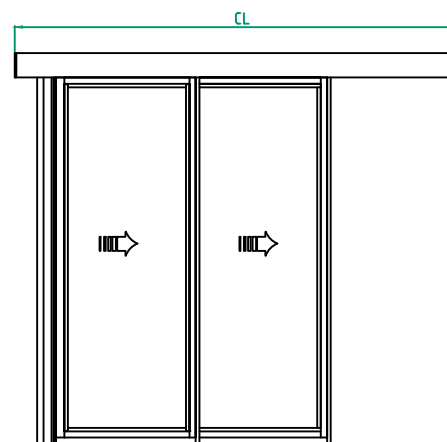
Sign:

Automatic door system
 Besam ADS Frame telescopic 2 Panel wall mounted opening left
 Art. No. 1009381-2PS-15
 Besam SL500 T

ASSA ABLOY

5.0

1009381-EI



FW = mm
FH = mm
COW = mm
COH = mm
CL = mm

☐ Silver anodized
Special anodized
RAL
Special powder coating

☐ Bottom rail 178

☐ Frame Thermo

☐ Midrail 70, MH = mm

☐ Midrail 150, MH = mm

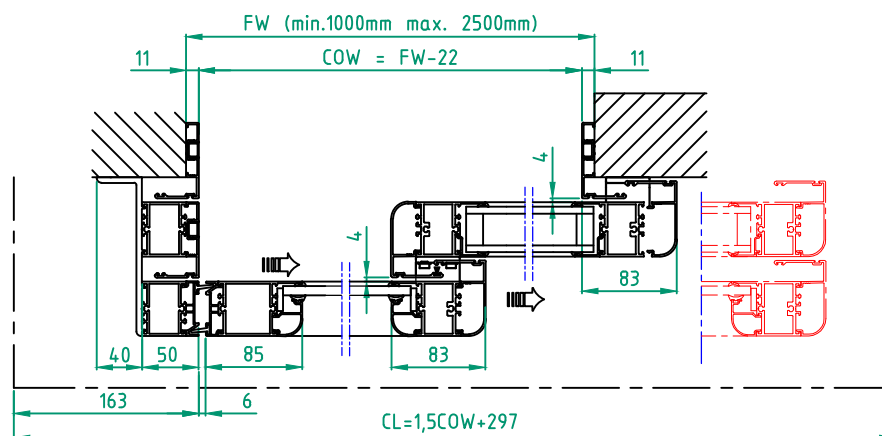
☐ Threshold floor guide, L = 1,5FW+58

☐ TightSeal (floor level difference max. ± 3 mm)

Glass code:

Limitation
All glass FW x FH = max. 3,6 m²

☐ Floor heating
☐ Other



Customer:

Door id:

Project No:

Ref: _____

Date: _____

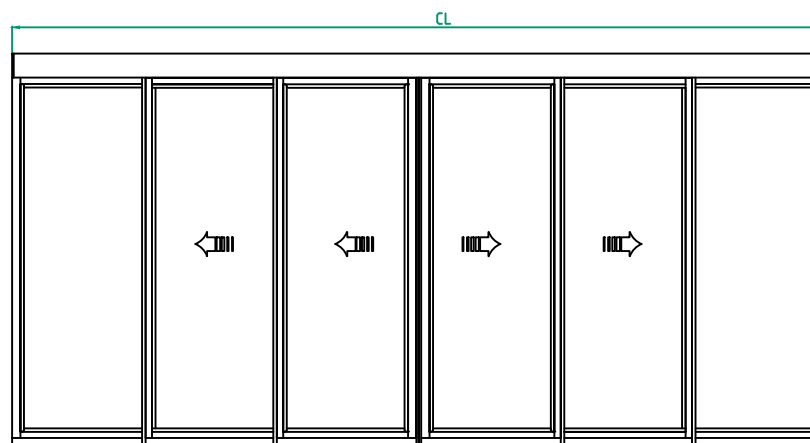
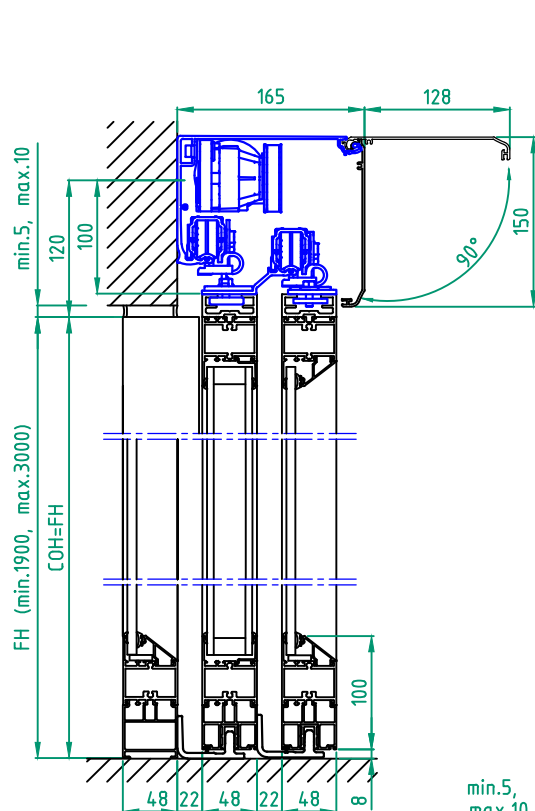
Sign: _____

Automatic door system
Besam ADS Frame telescopic 2 Panel wall mounted opening right
Art. No. 1009381-2PS-15
Besam SL500 T

ASSA ABLOY

5.0

1009381-EI



STATE WHEN ORDERING

FW = mm
 FH = mm
 X = mm
 COW = mm
 COH = mm
 CL = mm

Surface treatment

☐ Silver anodized
 Special anodized
 RAL
 Special powder coating

Options see layers:

☐ Bottom rail 178
☐ Frame Thermo
☐ Midrail 70, MH = mm
☐ Midrail 150, MH = mm
☐ Threshold floor guide, L = FW
☐ TightSeal (floor level difference max. ± 3 mm)

Glass option see drw. 1009026

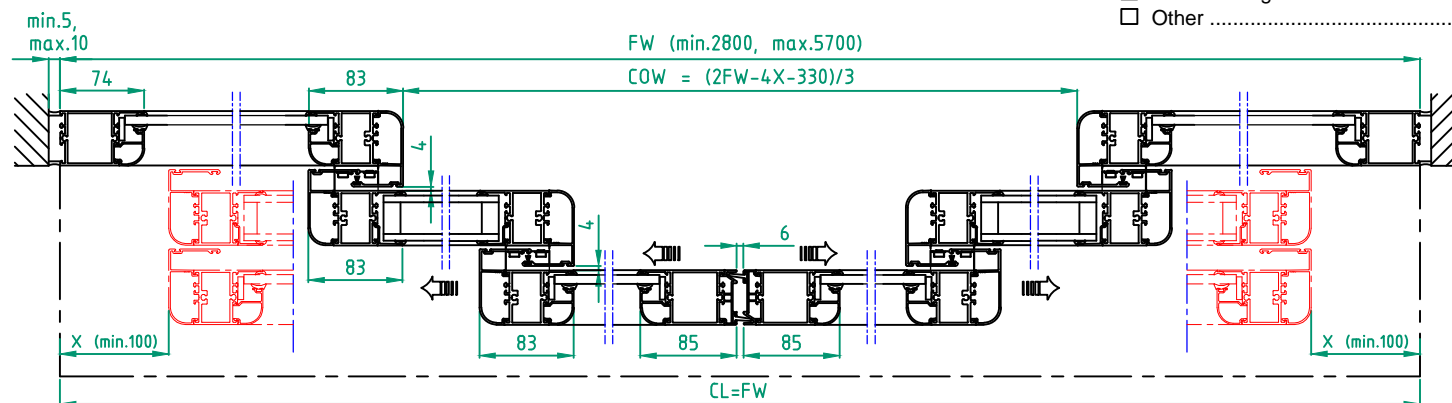
Glass code:

Limitation

All glass FW x FH = max. 11,7 m²

Installation

☐ Floor heating
☐ Other



Customer:

Ref:

Door id:

Date:

Project No:

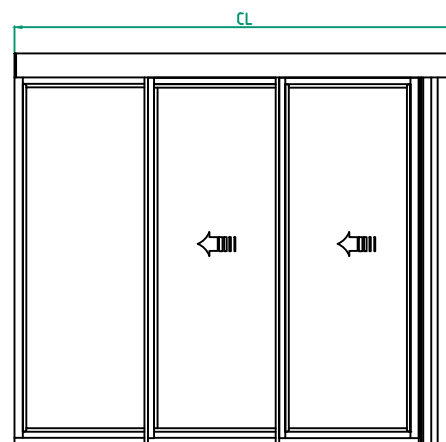
Sign:

Automatic door system
 Besam ADS Frame telescopic 6 Panel wall mounted
 Art. No. 1009381-6PB-15
 Besam SL500 T

ASSA ABLOY

5.0

1009381-EI



FW = mm
FH = mm
X = mm
COW = mm
COH = mm
CL = mm

☐ Silver anodized
Special anodized
RAL
Special powder coating

☐ Bottom rail 178

☐ Frame Thermo

☐ Midrail 70, MH = mm

☐ Midrail 150, MH = mm

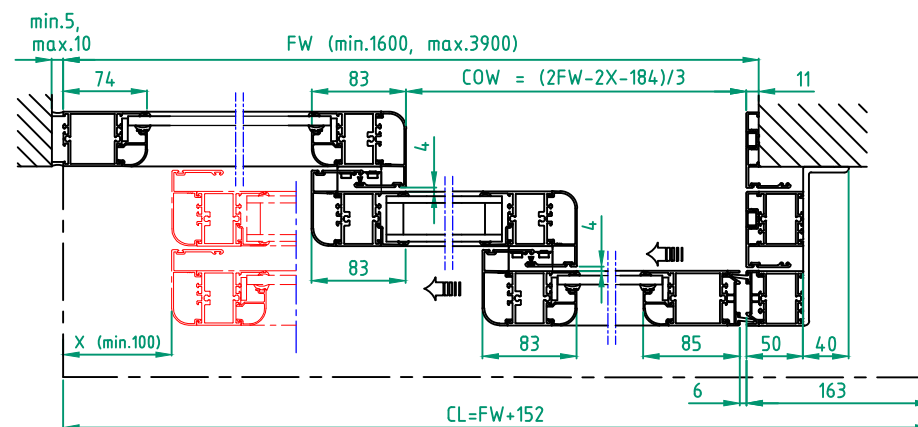
☐ Threshold floor guide, L = FW

☐ TightSeal (floor level difference max. ± 3 mm)

Glass code: _____

Limitation:
All glass FW x FH = max. 6,0 m²

☐ Floor heating
☐ Other



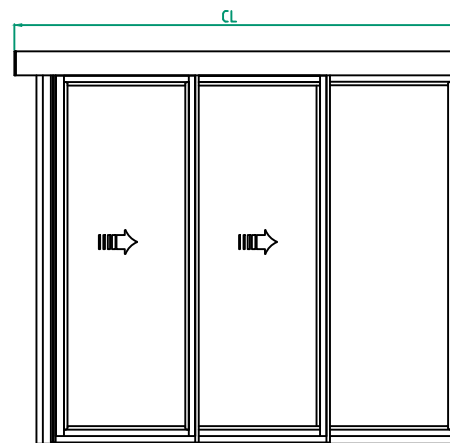
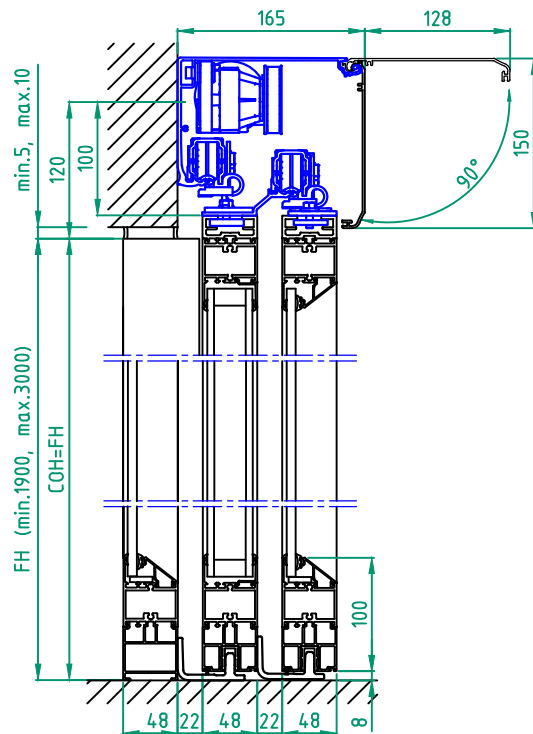
Sign:

Automatic door system
Besam ADS Frame telescopic 3 Panel wall mounted opening left
Art. No. 1009381-3PS-15
Besam SL500 T

ASSA ABLOY

5.0

1009381-EI



STATE WHEN ORDERING

FW = mm
 FH = mm
 X = mm
 COW = mm
 COH = mm
 CL = mm

Surface treatment

☐ Silver anodized
 Special anodized
 RAL
 Special powder coating

Options see layers:

☐ Bottom rail 178
☐ Frame Thermo
☐ Midrail 70, MH = mm
☐ Midrail 150, MH = mm
☐ Threshold floor guide, L = FW
☐ TightSeal (floor level difference max. ± 3 mm)

Glass option see drw. 1009026

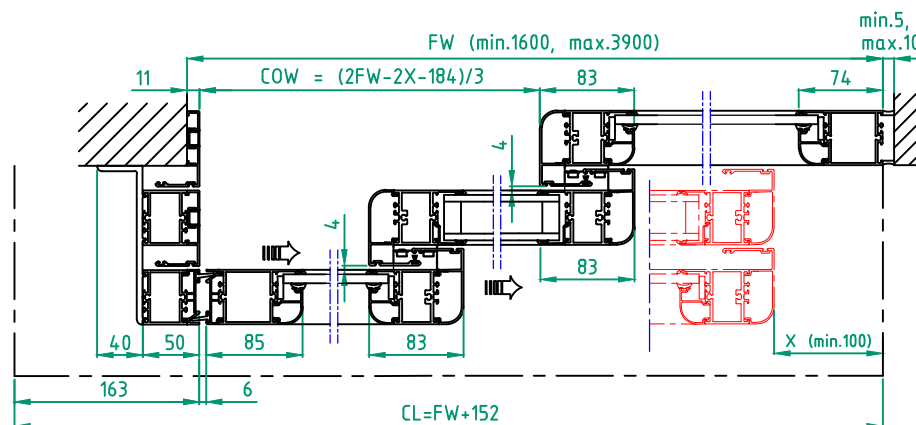
Glass code:

Limitation

All glass FW x FH = max. 6,0 m²

Installation

☐ Floor heating
☐ Other



Customer:

Ref:

Door id:

Date:

Project No:

Sign:

Automatic door system

Besam ADS Frame telescopic 3 Panel wall mounted opening right

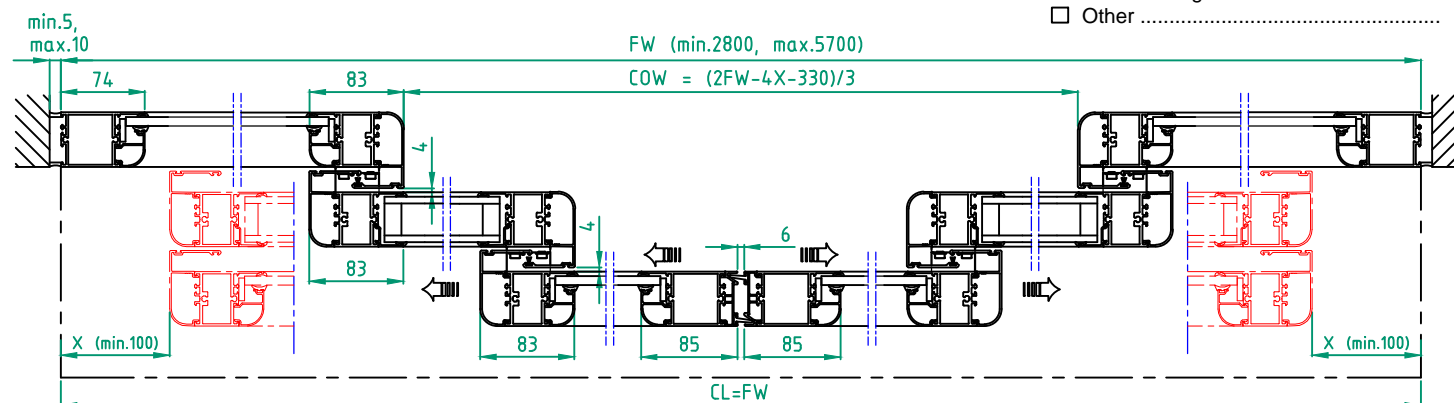
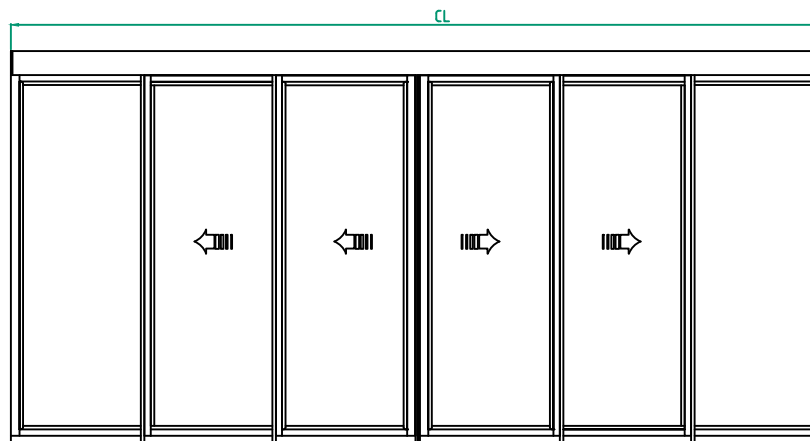
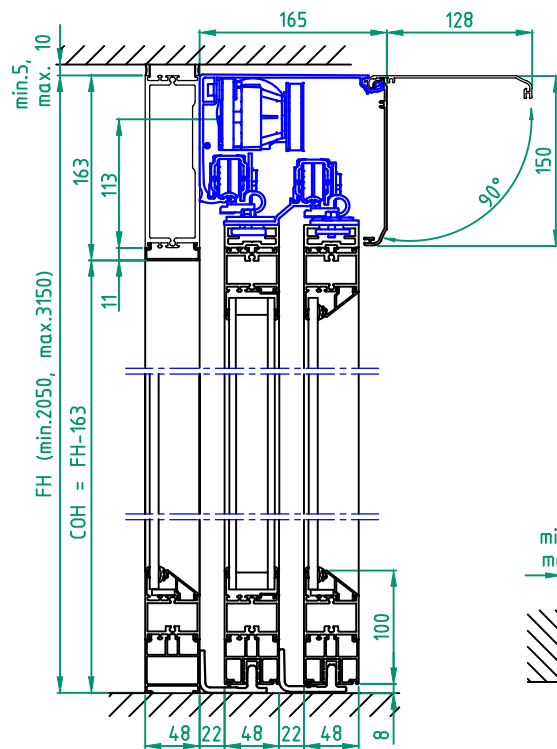
Art. No. 1009381-3PS-15

Besam SL500 T

ASSA ABLOY

5.0

1009381-EI



STATE WHEN ORDERING

FW = mm
 FH = mm
 X = mm
 COW = mm
 COH = mm
 CL = mm

Surface treatment

☐ Silver anodized
☐ Special anodized
 RAL
☐ Special powder coating

Options see layers:

☐ Bottom rail 178
☐ Frame Thermo
☐ Midrail 70, MH = mm
☐ Midrail 150, MH = mm
☐ Threshold floor guide, L = FW
☐ TightSeal (floor level difference max. ± 3 mm)

Glass option see drw. 1009026

Glass code:

Limitation

All glass FW x FH = max. 12,2 m²

Installation

☐ Floor heating
☐ Other

Customer:

Ref:

Door id:

Date:

Project No:

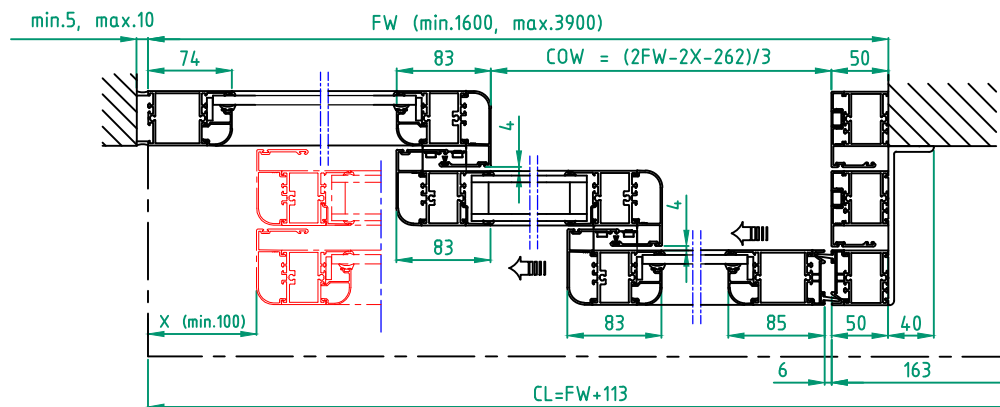
Sign:

Automatic door system
 Besam ADS Frame telescopic 6 Panel beam mounted
 Art. No. 1009381-6PB-15
 Besam SL500 T

ASSA ABLOY

5.0

1009381-EI



FW = mm
 FH = mm
 X = mm
 COW = mm
 COH = mm
 CL = mm

☐ Silver anodized
Special anodized
RAL
Special powder coating

- ☐ Bottom rail 178
- ☐ Frame Thermo
- ☐ Midrail 70, MH = mm
- ☐ Midrail 150, MH = mm
- ☐ Threshold floor guide, L = FW
- ☐ TightSeal (floor level difference max. ± 3 mm)

Glass code:

Limitation:
All glass FW x FH = max. 6,3 m²

☐ Floor heating

☐ Other

Customer:

Ref:

Door id:

Date:

Project No:

Sign:

Automatic door system
Besam ADS Frame telescopic 3 Panel beam mounted opening left

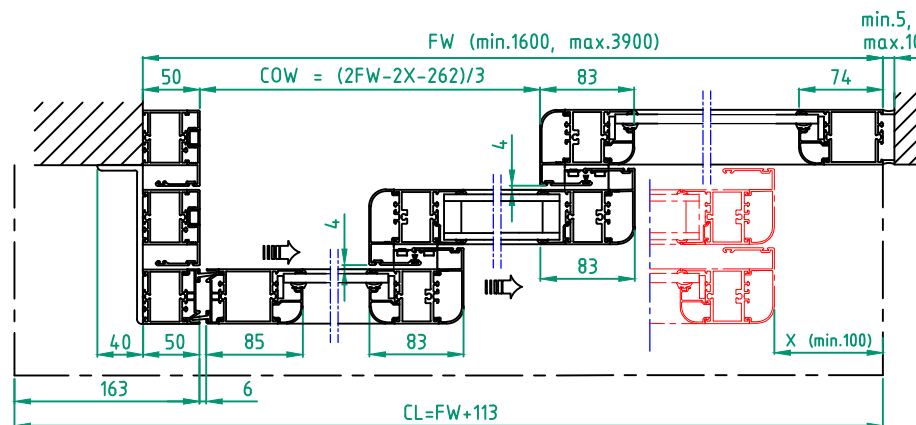
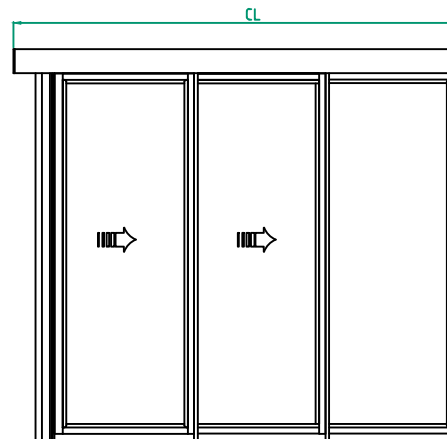
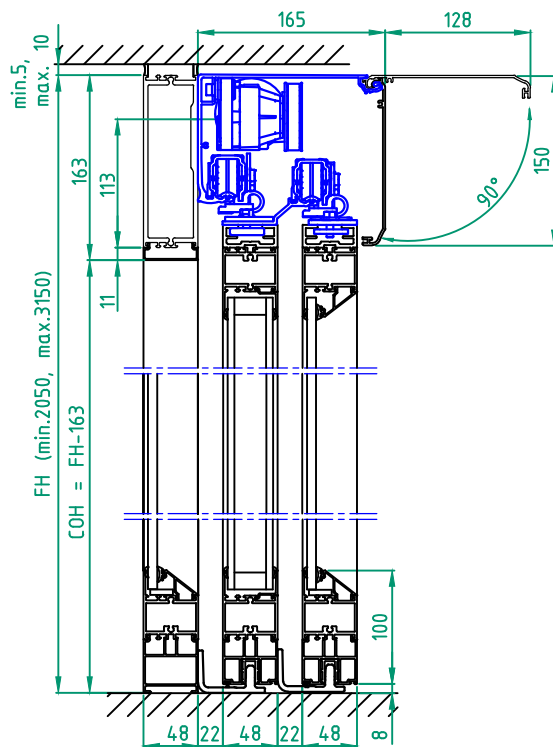
Art. No. 1009381-3PS-15

Besam SL500 T

ASSA ABLOY

5.0

1009381-EI



STATE WHEN ORDERING

FW = mm
FH = mm
X = mm
COW = mm
COH = mm
CL = mm

Surface treatment

☐ Silver anodized
Special anodized
RAL
Special powder coating
.....

Options see layers:

☐ Bottom rail 178
☐ Frame Thermo
☐ Midrail 70, MH = mm
☐ Midrail 150, MH = mm
☐ Threshold floor guide, L = FW
☐ TightSeal (floor level difference max. ± 3 mm)

Glass option see drw. 1009026

Glass code:
.....

Limitation

All glass FW x FH = max. 6,3 m²

Installation

☐ Floor heating
☐ Other
.....

Customer:

Ref:

Door id:

Date:

Project No:

Sign:

Automatic door system
Besam ADS Frame telescopic 3 Panel beam mounted opening right
Art. No. 1009381-3PS-15
Besam SL500 T

ASSA ABLOY

5.0

1009381-EI